



US007618802B2

(12) **United States Patent**
Baric et al.

(10) **Patent No.:** **US 7,618,802 B2**
(45) **Date of Patent:** **Nov. 17, 2009**

(54) **COMPOSITIONS OF CORONAVIRUSES WITH A RECOMBINATION-RESISTANT GENOME**

(75) Inventors: **Ralph S. Baric**, Haw River, NC (US);
Rhonda Roberts, Durham, NC (US);
Boyd Yount, Hillsborough, NC (US);
Kristopher M. Curtis, Frederick, MD (US)

(73) Assignee: **The University of North Carolina at Chapel Hill**, Chapel Hill, NC (US)

(*) Notice: Subject to any disclaimer, the term of this patent is extended or adjusted under 35 U.S.C. 154(b) by 336 days.

(21) Appl. No.: **11/334,877**

(22) Filed: **Jan. 19, 2006**

(65) **Prior Publication Data**

US 2006/0240530 A1 Oct. 26, 2006

Related U.S. Application Data

(63) Continuation-in-part of application No. PCT/US2004/023548, filed on Jul. 21, 2004.

(60) Provisional application No. 60/488,942, filed on Jul. 21, 2003.

(51) **Int. Cl.**

- C12N 7/01* (2006.01)
- C12N 15/50* (2006.01)
- C12N 15/40* (2006.01)
- C12N 15/86* (2006.01)
- A61K 39/215* (2006.01)
- C12N 7/04* (2006.01)

(52) **U.S. Cl.** **435/235.1**; 424/221.1; 424/218.1; 536/23.72; 435/320.1; 435/236

(58) **Field of Classification Search** None
See application file for complete search history.

(56) **References Cited**

FOREIGN PATENT DOCUMENTS

WO WO 99/29872 6/1999

OTHER PUBLICATIONS

Pasternak et al (Journal of General Virology 87:1403-1421, 2006).*

Zuniga et al (Journal of Virology 78:980-994, Jan. 2004).*

Gorbalenya et al (Virus Research 117:17-37, 2006).*

van Marle et al (PNAS 96:12056-12061, 1999).*

Smits et al (Journal of Virology 79:8275, 2005).*

Draker et al (Virus Research 115:56-68, 2006, available online Aug. 30, 2005).*

Genbank locus AY427798, "Breda virus strain Breda 1, complete genome" (Dec. 15, 2005).*

International Search Report for PCT/US04/23548, mailed Oct. 18, 2006.

Marra et al. "The Genome Sequence of the SARS-Associated Coronavirus" *Science* 300:1399-1404 (2003).

Rota et al. "Characterization of a Novel Coronavirus Associated with Severe Acute Respiratory Syndrome" *Science* 300:1394-1399 (2003).

Xu et al. "Small envelope protein E of SARS: cloning, expression, purification, CD determination, and bioinformatics analysis" *Acta Pharmacol., Sin* 24(6):505-511 (2003).

Agapov et al. "Noncytopathic Sindbis virus RNA vectors for heterologous gene expression" *Proc. Natl. Acad. Sci. USA* 98:12989-12994 (1998).

Almazan et al. "Engineering the largest RNA virus genome as an infectious bacterial artificial chromosome" *PNAS* 97(10):5516-5521 (2000).

Balasuriya et al. "Expression of the Two Major Envelope Proteins of Equine Arteritis Virus as a Heterodimer Is Necessary for Induction of Neutralizing Antibodies in Mice Immunized with Recombinant Venezuelan Equine Encephalitis Virus Replicon Particles" *J. Virol.* 74(22):10623-10630 (2000).

Baudoux et al. "Coronavirus Pseudoparticles Formed with Recombinant M and E Proteins Induce Alpha Interferon Synthesis by Leukocytes" *J. Virol.* 72(11):8636-8643 (1998).

Berglund et al. "Enhancing immune responses using suicidal DNA vaccines" *Nature Biotechnology* 16:562-565 (1998).

Bos et al. "The Production of Recombinant Infectious DI-Particles of a Murine Coronavirus in the Absence of Helper Virus" *Virology* 218:52-60 (1996).

Bredenbeek et al. "Sindbis Virus Expression Vectors: Packaging of RNA Replicons by Using Defective Helper RNAs" *J. Virol.* 67(11):6439-6446 (1993).

Caley et al. "Humoral, Mucosal, and Cellular Immunity in Response to a Human Immunodeficiency Virus Type 1 Immunogen Expressed by a Venezuelan Equine Encephalitis Virus Vaccine Vector" *J. Virol.* 71(4):3031-3038 (1997).

Curtis et al. "A Simple Strategy to Assemble Infectious RNA and DNA Clones" *Adv. Exp. Med. Biol.* 494:475-481 (2001).

Curtis et al. "Coronavirus Derived Vectors for Genetic Analysis and Heterologous Gene Expression" *Recent Res. Devel. Virol.* 4:203-229 (2002).

Curtis et al. "Heterologous Gene Expression from Transmissible Gastroenteritis Virus Replicon Particles" *J. Virol.* 76(3):1422-1434 (2002).

Curtis et al. "Reverse Genetic Analysis of the Transcription Regulatory Sequence of the Coronavirus Transmissible Gastroenteritis Virus" *J. Virol.* 78(11):6061-6066 (2004).

de Haan et al. "Coronavirus Particle Assembly: Primary Structure Requirements of the Membrane Protein" *J. Virol.* 72(8):6838-6850 (1998).

DiCiommo et al. "Rapid, High Level Protein Production Using DNA-based Semliki Forest Virus Vectors" *The Journal of Biological Chemistry* 273(29):18060-18066 (1998).

Dollenmaier et al. "Membrane-Associated Respiratory Syncytial Virus F Protein Expressed from a Human Rhinovirus Type 14 Vector Is Immunogenic" *Virology* 281:216-230 (2001).

Dubensky et al. "Sindbis Virus DNA-Based Expression Vectors: Utility for In Vitro and In Vivo Gene Transfer" *J. Virol.* 70(1):508-519 (1996).

(Continued)

Primary Examiner—Mary E Mosher
(74) *Attorney, Agent, or Firm*—Myers Bigel Sibley & Sajovec, P.A.

(57) **ABSTRACT**

The present invention provides a cDNA of a severe acute respiratory syndrome (SARS) coronavirus, recombinant SARS coronavirus vectors, and SARS coronavirus replicon particles. Also provided are methods of making the compositions of this invention and methods of using the compositions as immunogens and/or vaccines and/or to express heterologous nucleic acids.

OTHER PUBLICATIONS

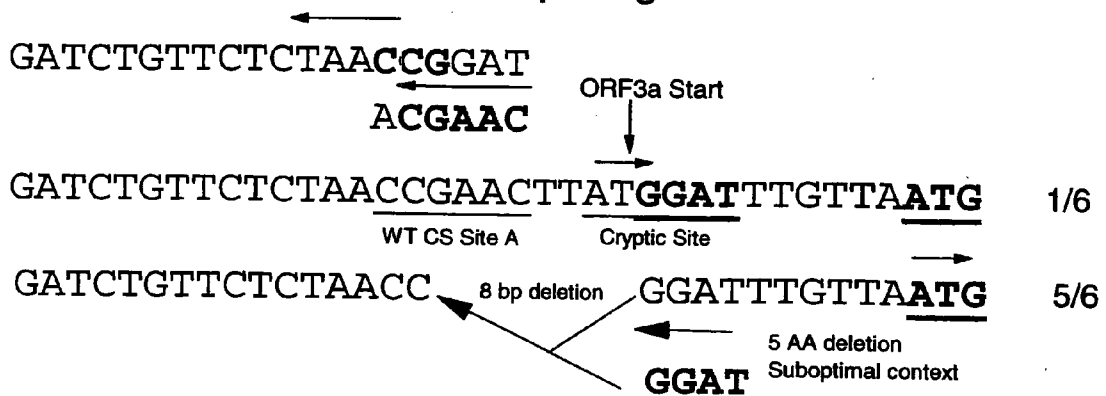
- Fischer et al. "Analysis of a Recombinant Mouse Hepatitis Virus Expressing a Foreign Gene Reveals a Novel Aspect of Coronavirus Transcription" *J. Virol.* 71(7):5148-5160 (1997).
- Fischer et al. "Analysis of Constructed E Gene Mutants of Mouse Hepatitis Virus Confirms a Pivotal Role for E Protein in Coronavirus Assembly" *J. Virol.* 72(10):7885-7894 (1998).
- Fuerst et al. "Eukaryotic transient-expression system based on recombinant vaccinia virus that synthesizes bacteriophage T7 RNA polymerase" *Proc. Natl. Acad. Sci. USA* 83:8122-8126 (1986).
- Godeke et al. "Assembly of Spike into Coronavirus Particles Is Mediated by the Carboxy-Terminal Domain of the Spike Protein" *J. Virol.* 74(3):1566-1571 (2000).
- Hevey et al. "Marburg Virus Vaccines Based upon Alphavirus Replicons Protect Guinea Pigs and Nonhuman Primates" 251:28-37 (1998).
- International Search Report, PCT/US02/12453, Mar. 13, 2003.
- Khromykh et al. "Subgenomic Replicons of the Flavivirus Kunjin: Construction and Applications" *Journal of Virology* 71(2):1497-1505 (1997).
- Khromykh, A.A. "Replicon-based vectors of positive strand RNA viruses" *Current Opinion in Molecular Therapeutics* 2(5):555-569 (2000).
- Liljestrom et al. "A New Generation of Animal Cell Expression Vectors Based On The Semliki Forest Virus Replicon" *Biotechnology* 9:1356-1361 (1991).
- Mendez et al. "Molecular Characterization of Transmissible Gastroenteritis Coronavirus Defective Interfering Genomes: Packaging and Heterogeneity" *Virology* 217:495-507 (1996).
- Messerle et al. "Cloning and mutagenesis of a herpesvirus genome as an infectious bacterial artificial chromosome" *Proc. Natl. Acad. Sci. USA* 94:14759-14763 (1997).
- Meulenberg et al. "Infectious Transcripts from Cloned Genome-Length cDNA of Porcine Reproductive and Respiratory Syndrome Virus" *J. Virol.* 72(1):380-387 (1998).
- Ortego et al. "Generation of a Replication-Competent, Propagation-Deficient Virus Vector Based on the Transmissible Gastroenteritis Coronavirus Genome" *J. Virol.* 76(22):11518-11529 (2002).
- Percy et al. "A Poliovirus Replicon Containing the Chloramphenicol Acetyltransferase Gene Can Be Used To Study the Replication and Encapsidation of Poliovirus RNA" *J. Virol.* 66(8):5040-5046 (1992).
- Porter et al. "Encapsidation of Genetically Engineered Poliovirus Minireplicons Which Express Human Immunodeficiency Virus Type 1 Gag and Pol Proteins upon Infection" *J. Virol.* 67(7):3712-3719 (1993).
- Pushko et al. "Replicon-Helper Systems from Attenuated Venezuelan Equine Encephalitis Virus: Expression of Heterologous Genes In Vitro and Immunization against Heterologous Pathogens in Vivo" *Virology* 239:389-401 (1997).
- Schutz-Cherry et al. "Influenza (A/HK/156/97) Hemagglutinin Expressed by an Alphavirus Replicon System Protects Chickens against Lethal Infection with Hong Kong-Origin H5N1 Viruses" *Virology* 278:55-59 (2000).
- Varnavski et al. "Stable High-Level Expression of Heterologous Genes In Vitro and In Vivo by Noncytopathic DNA-Based Kunjin Virus Replicon Vectors" *J. Virol.* 74(9):4394-4403 (2000).
- Vennema et al. "Intracellular Transport of Recombinant Coronavirus Spike Proteins: Implications for Virus Assembly" *J. Virol.* 64(1):339-346 (1990).
- Vennema et al. "Nucleocapsid-independent assembly of coronavirus-like particles by co-expression of viral envelope protein genes" *The EMBO Journal* 15(8):2020-2028 (1996).
- Yount et al. "Strategy for Systematic Assembly of Large RNA and DNA Genomes: Transmissible Gastroenteritis Virus Model" *J. Virol.* 74(22):10600-10611 (2000).
- Yount et al. "Biological consequences of TGEV Gene Rearrangement" 20th Annual American Society for Virology Meeting, Madison, WI (Jul. 21-25, 2001) (Abstract).
- Yount et al. "Coronavirus Heterologous Gene Expression Vectors" Sixth Int'l Symposium on Positive Strand RNA viruses, Institute Pasteur, Paris France (May 28-Jun. 2, 2001) (Abstract).
- Yount et al. "Reverse genetics with a full-length infectious cDNA of severe acute respiratory syndrome coronavirus" *PNAS* 100(22):12995-13000 (2003).
- Yount et al. "Rewiring the severe acute respiratory syndrome coronavirus (SARS-CoV) transcription circuit: Engineering a recombination-resistant genome" *PNAS* 103(33):12546-12551 (2006).

* cited by examiner

Figure 1

A: mRNA encoding ORF3a Leader-Body Junctions

ORF3a Transcript Organization



B: leader body junctions in mRNA encoding M glycoprotein

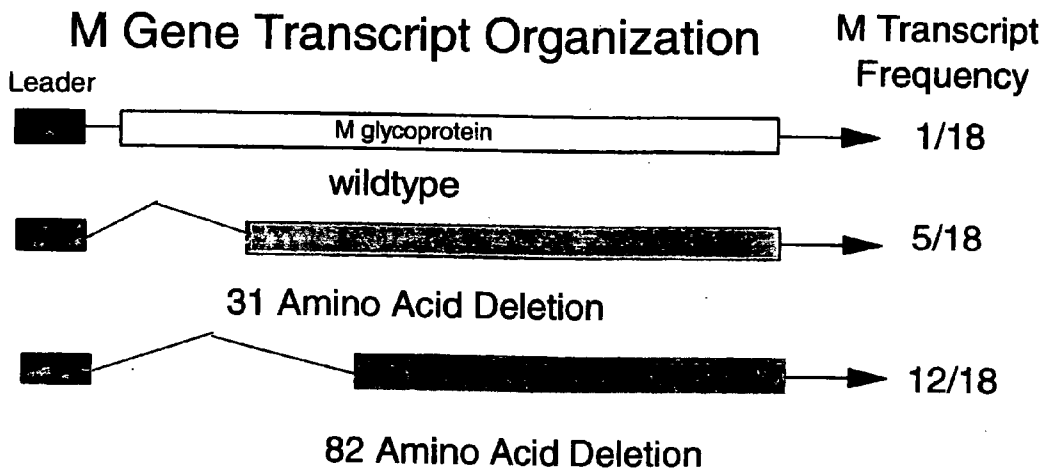
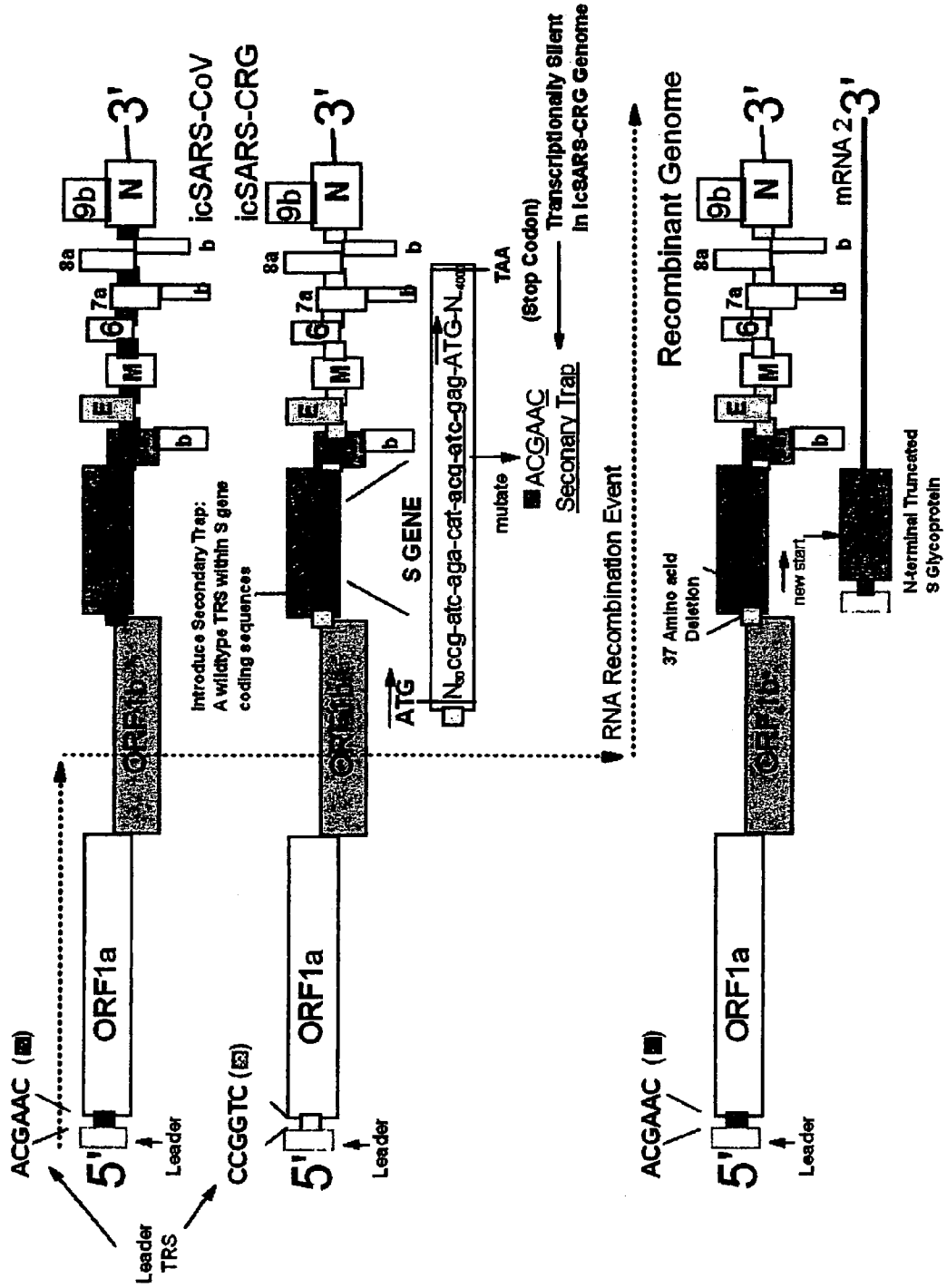


Figure 2



1

COMPOSITIONS OF CORONAVIRUSES WITH A RECOMBINATION-RESISTANT GENOME

STATEMENT OF PRIORITY

This application is a continuation-in-part application claiming priority to PCT Application Serial No. PCT/US2004/023548, filed Jul. 21, 2004, which was published in English on Apr. 21, 2005 as PCT Publication No. WO 2005/035712 and which claims the benefit of U.S. provisional application No. 60/488,942, filed Jul. 21, 2003, the entire contents of each of which are incorporated by reference herein.

STATEMENT OF FEDERAL SUPPORT

This invention was supported by government funding under grant numbers A123946 and GM 63228 from the National Institute of Health, Allergy and Infectious Diseases. The United States Government has certain rights to this invention.

FIELD OF THE INVENTION

The present invention relates to compositions of infectious cDNA of the severe acute respiratory syndrome (SARS) coronavirus, recombinant SARS coronavirus vectors. SARS coronavirus replicon particles, methods of making the compositions of this invention and methods of using the compositions as immunogens and/or vaccines and/or to express heterologous nucleic acids.

BACKGROUND OF THE INVENTION

Severe acute respiratory syndrome is a life-threatening respiratory disease that probably originated in Guangdong Province, China in the fall of 2002 [1, 2]. The agent responsible for the disease spread rapidly [3,4]. A novel coronavirus (SARS-CoV), isolated from febrile and dying patients, is the etiologic agent responsible for the disease [5-8]. SARS-CoV infection is associated with overall case fatality rates thought to approach ~14-15%, with selected populations being at increased risk (>50% in the elderly). SARS-CoV has infected over 8,000 individuals worldwide and caused over 800 deaths, before aggressive infection control measures successfully contained the scope of the outbreak. Despite intensive efforts, no effective antiviral treatments against SARS have been described.

Coronaviruses, members of the order Nidovirus, contain the largest single-stranded, positive-polarity RNA genome in nature and are divided into three main serogroups; group I: transmissible gastroenteritis virus (TGEV) and human coronavirus 229E (HCoV-229E), group II: mouse hepatitis virus (MHV) and bovine coronavirus (BoCV), and group III: infectious bronchitis virus (IBV). Sequence analyses suggest that SARS-CoV represents the prototype strain of group IV [6, 8-10]. The SARS-CoV genomic RNA is ~29,700 base pairs in length and has several large open reading frames (ORFs) encoded in subgenomic and full-length mRNAs [8-10]. The subgenomic mRNAs are arranged in the form of a nested set from the 3 proximal end, and leader RNA sequences, encoded at the 5' end of the genome, are joined to body sequences at a highly conserved consensus sequence (CS) located just upstream of each of the ORFs. The exact SARS CS sequence has been reported as either CUA AAC or AAACGAAC by different laboratories [8,9]. The SARS-CoV genome length

2

RNA is likely packaged by a 50-kDa-nucleocapsid protein (N) [8]. As with other coronaviruses, the virion contains several viral structural proteins including the ~140 kDa spike glycoprotein (S), a 23 kDa membrane glycoprotein (M) and a ~10 kDa protein (E).

The coronavirus gene 1, or replicase gene, comprises two-thirds of the genome. MHV contains two overlapping open reading frames, ORF1a and ORF1b, which are connected by a ribosomal frameshift structure. In MHV, three proteinases, papain-like proteinases 1 and 2 (PLP-1, PLP-2) [11-13] and 3C-like proteinase (3CLpro) [14], are expressed as part of the replicase gene polyprotein and mediate cleavage of the polyproteins into at least 15 mature proteins. Continuous protein processing is crucial for ongoing virus transcription so MHV replication is sensitive to protease inhibitors that prevent replicase processing [11]. Additional functions have been predicted for proteins processed from the replicase polyprotein, including an RNA-dependent RNA polymerase (pol), an RNA helicase (hel) and a capping enzymatic activity [6, 15, 16]. The SARS virus replicase gene is similarly organized except that the SARS virus replicase has been predicted to encode only the PLP-2 equivalent and the 3CLpro proteases [6, 7].

The present invention provides a full length cDNA of the SARS coronavirus, from which transcripts are produced that replicate and/or are infectious in vitro or in vivo, multiplication-defective replicon vector particles produced from the cDNA and methods of making and using these compositions as immunogens, vaccines and/or nucleic acid delivery vectors.

BRIEF DESCRIPTION OF THE DRAWINGS

FIGS. 1A-B. Leader body TRS junctions in wild type and chimeric recombinant viruses. Leader-containing cDNAs were isolated, subcloned and sequenced as described. The expected leader body junctions were noted for icSARS-CoV (SEQ ID NO:77) and icSARS-CoV CRG (SEQ ID NOS:78 and 79), using the body TRS CS junctions ACGAAG and CCGGAT. Leader containing transcripts were analyzed for M, and ORF3a-encoding mRNAs. Panel A: Leader-body junctions in ORF3a-encoding mRNAs. Panel B: Leader-containing junctions in ORF M-encoding mRNAs.

FIG. 2. Mechanism of secondary genetic trap. In the recombinant virus, there is miscommunication between the leader TRS CS and the body TRS CS. In this example, subgenomic transcripts of the essential S gene are directed to initiate within the S gene, resulting in N terminal truncations in the S glycoprotein product. Similar mutations can be introduced in the essential M and N structural protein genes.

SUMMARY OF THE INVENTION

The present invention provides a cDNA of the SARS coronavirus, from which transcripts are produced that replicate and/or are infectious in vitro or in vivo. Two examples of a nucleic acid sequence encoding a cDNA of this invention are provided in the attached Sequence Listing as SEQ ID NO:1 and SEQ ID NO:3. As this invention encompasses all such cDNAs of all SARS coronavirus isolates, in one embodiment, the present invention provides an isolated nucleic acid comprising, consisting of and/or consisting essentially of, a nucleotide sequence selected from the group consisting of: a) SEQ ID NO:1 or SEQ ID NO:3 or a fragment of at least 25 contiguous nucleotides of SEQ ID NO:1 or SEQ ID NO:3; b) a nucleotide sequence that is functionally equivalent to the nucleotide sequence of SEQ ID NO:1 or SEQ ID NO:3 but

comprises different codons encoding the same amino acid sequences; c) a nucleotide sequence having at least 70% homology to the nucleotide sequence of SEQ ID NO:1 or SEQ ID NO:3; d) a nucleotide sequence having at least 95% homology to the nucleotide sequence of SEQ ID NO:1 or SEQ ID NO:3; e) a nucleotide sequence that hybridizes to the complement of SEQ ID NO:1 or SEQ ID NO:3 under stringent conditions; and f) a nucleotide sequence having complete complementarity to the nucleotide sequence of (a)-(e) above.

Further provided herein is a cDNA of a SARS coronavirus, wherein all or part of a nucleotide sequence of the cDNA is deleted and wherein the nucleotide sequence is selected from the group consisting of a nucleotide sequence encoding ORF1, ORF2, ORF3a, ORF3b, ORF4, ORF5, ORF6, ORF7a/b, ORF8a/b, ORF9a, ORF9b and any other ORF of a SARS coronavirus now known or later identified, and any combination thereof.

The present invention further provides a cDNA of a SARS coronavirus, comprising a mutation in a nucleotide sequence of the cDNA, selected from the group consisting of a nucleotide sequence encoding ORF1, ORF2, ORF3a, ORF3b, ORF4, ORF5, ORF6, ORF7a/b, ORF8a/b, ORF9a, ORF9b, ORF 10, ORF 13, ORF 14, any other ORF of a SARS coronavirus now known or later identified, and any combination thereof, wherein the mutation results in a nonfunctional gene product.

In an additional embodiment, the present invention provides a cDNA of a SARS coronavirus, wherein the order of nucleotide sequences of the cDNA encoding replicase, accessory ORFs and/or structural proteins S, E, M and N is rearranged in comparison to the order in wild type SARS coronavirus.

Additionally provided herein is a cDNA of a SARS coronavirus, wherein one or more of the nucleotide sequences encoding replicase, accessory ORFs and/or structural proteins S, E, M and N is present two or more times.

The present invention further provides a cDNA of a SARS coronavirus, comprising an attenuating mutation in a consensus sequence of the nucleotide sequence of the cDNA, selected from the group consisting of a leader consensus sequence, an S (ORF2) consensus sequence, an ORF3a consensus sequence, an E consensus sequence, an M consensus sequence, an ORF6 consensus sequence, an ORF7 consensus sequence, an ORF8 consensus sequence, an N consensus sequence, and any combination thereof.

In one embodiment provided herein, the present invention provides a cDNA of a SARS coronavirus comprising a 29 bp insertion in ORF8a/b.

Also provided herein is a cDNA of a SARS coronavirus, wherein all or part of a nucleotide sequence of the cDNA is deleted and wherein the nucleotide sequence is selected from the group consisting of a nucleotide sequence encoding ORF1, ORF2, ORF3a, ORF3b, ORF4, ORF5, ORF6, ORF7a/b, ORF8a/b, ORF9a, ORF9b, or any other ORF of a SARS coronavirus now known or later identified, and any combination thereof and furthermore, wherein the order of nucleotide sequences of the cDNA encoding replication, accessory ORFs and/or structural proteins S, E, M and N is rearranged in comparison to the order in wild type SARS coronavirus. In this embodiment, the cDNA can further comprise an attenuating mutation in a consensus sequence of a nucleotide sequence of the cDNA, selected from the group consisting of a leader consensus sequence, an S consensus sequence, an ORF3a consensus sequence, an E consensus sequence, an M consensus sequence, an ORF6 consensus

sequence, an ORF7 consensus sequence, an ORF8 consensus sequence, an N consensus sequence, and any combination thereof.

The present invention also provides a SARS coronavirus replicon RNA comprising a coronavirus packaging signal and a heterologous RNA sequence, wherein the replicon RNA lacks a sequence encoding at least one coronavirus structural protein.

Furthermore, the present invention provides an infectious, multiplication-defective, coronavirus particle, comprising a SARS coronavirus replicon RNA, wherein the replicon RNA comprises a coronavirus packaging signal and a heterologous RNA sequence, and wherein the replicon RNA lacks a sequence encoding at least one coronavirus structural protein.

Additionally provided is a population of infectious, multiplication defective, coronavirus particles, wherein each particle comprises a SARS coronavirus replicon RNA, and wherein the replicon RNA comprises a SARS coronavirus packaging signal and a heterologous RNA sequence, and wherein the replicon RNA lacks a sequence encoding at least one coronavirus structural protein, wherein the population contains no detectable replication-competent coronavirus particles as determined by passage on coronavirus permissive cells in culture.

The present invention further provides a method of introducing a heterologous RNA into a subject, comprising administering to the subject an effective amount of the particles or populations and/or compositions of this invention.

Also provided herein is a method of inducing an immune response and/or treating and/or preventing a SARS coronavirus infection in a subject, comprising administering to the subject an effective amount of the viruses, vectors, particles or populations and/or compositions of this invention.

In further embodiments, the present invention provides a helper cell for producing an infectious, multiplication-defective, coronavirus particle, comprising: (a) a SARS coronavirus replicon RNA comprising a coronavirus packaging signal and a heterologous RNA sequence, wherein said replicon RNA lacks a sequence encoding at least one coronavirus structural protein; and/or (b) at least one separate helper RNA encoding the at least one coronavirus structural protein absent from the replicon RNA, said helper RNA lacking a coronavirus packaging signal; wherein the combined expression of the replicon RNA and the helper RNA produces an infectious, multiplication-defective coronavirus particle. Thus, the present invention includes the embodiment of a helper cell comprising a helper RNA encoding at least one coronavirus structural protein and the embodiment of a helper cell comprising a SARS coronavirus replicon RNA comprising a coronavirus packaging signal and a heterologous RNA sequence, wherein said replicon RNA lacks a sequence encoding at least one coronavirus structural protein.

The present invention additionally provides a method of making infectious, multiplication-defective, coronavirus particles, comprising: a) providing the helper cell of this invention; and b) producing coronavirus particles in the helper cell.

The foregoing and other objects and aspects of the present invention are explained in detail in the specification set forth below.

DETAILED DESCRIPTION OF THE INVENTION

As used herein, "a" or "an" or "the" can mean one or more than one. For example, "a" cell can mean one cell or a plurality of cells.

Also as used herein, "and/or" refers to and encompasses any and all possible combinations of one or more of the

associated listed items, as well as the lack of combinations when interpreted in the alternative (“or”).

Furthermore, the term “about,” as used herein when referring to a measurable value such as an amount of a compound or agent of this invention, dose, time, temperature, and the like, is meant to encompass variations of $\pm 20\%$, $\pm 10\%$, $\pm 5\%$, $\pm 1\%$, $\pm 0.5\%$, or even $\pm 0.1\%$ of the specified amount.

As used herein, the transitional phrase “consisting essentially of” means that the scope of a claim is to be interpreted to encompass the specified materials or steps recited in the claim, “and those that do not materially affect the basic and novel characteristic(s)” of the claimed invention. See, In re Herz, 537 F.2d 549, 551-52, 190 USPQ 461, 463 (CCPA 1976) (emphasis in the original); see also MPEP § 2111.03.

“Nidovirus” as used herein refers to viruses within the order Nidovirales, including the families Coronaviridae and Arteriviridae. All viruses within the order Nidovirales share the unique feature of synthesizing a nested set of multiple subgenomic mRNAs. See M. Lai and K. Holmes, Coronaviridae: The Viruses and Their Replication, in *Fields Virology*, pg 1163, (4th Ed. 2001). Particular examples of Coronaviridae include, but are not limited to, toroviruses and coronaviruses.

“Coronavirus” as used herein refers to a genus in the family Coronaviridae, which family is in turn classified within the order Nidovirales. The coronaviruses are large, enveloped, positive-stranded RNA viruses. They have the largest genomes of all RNA viruses and replicate by a unique mechanism that results in a high frequency of recombination. The coronaviruses include antigenic groups I, II, and III. While the present invention is described primarily with respect to SARS coronavirus, the invention may be carried out with any coronavirus, such as transmissible gastroenteritis virus (TGEV), human respiratory coronavirus, porcine respiratory coronavirus, canine coronavirus, feline enteric coronavirus, feline infectious peritonitis virus, rabbit coronavirus, murine hepatitis virus, sialodacryoadenitis virus, porcine hemagglutinating encephalomyelitis virus, bovine coronavirus, avian infectious bronchitis virus, and turkey coronavirus, as well as chimera of any of the foregoing. See generally M. Lai and K. Holmes, “Coronaviridae: The Viruses and Their Replication,” in *Fields Virology*, (4th Ed. 2001).

A “nidovirus permissive cell” or “coronavirus permissive cell” as used herein can be any cell in which a coronavirus can at least replicate, including both naturally occurring and recombinant cells. In some embodiments the permissive cell is also one that the nidovirus or coronavirus can infect. The permissive cell can be one that has been modified by recombinant means to produce a cell surface receptor for the nidovirus or coronavirus.

A “heterologous RNA” as described herein can encode any protein, peptide, antisense sequence, ribozyme, etc., to be administered to a subject of this invention for any purpose. For example, the heterologous RNA can encode, and be expressed in the subject to produce, a protein or peptide. The protein or peptide may, for example, be an antigen or immunogen in embodiments where it is desired to produce antibodies in an animal subject, which antibodies can be collected and used for diagnostic and/or therapeutic purposes, or where it is desired to elicit an immune response to the protein or peptide in a subject.

A “structural protein” as used herein refers to a protein required for production of coronavirus particles of this invention, such as those encoded by the S, E, M and N genes, as well as any other structural proteins now known or later identified in the coronavirus and in particular in the SARS virus genome. In embodiments of this invention wherein the replicon RNA and/or helper RNAs lack a nucleotide

sequence encoding a structural protein, the nucleotide sequence can be wholly or partly deleted, or the sequence can be present but in a mutated form, so that the net effect is that the replicon RNA and/or the helper RNA is effectively incapable of producing the necessary structural protein in functional form. Thus, for example, in an embodiment that recites a replicon RNA or helper RNA that “lacks a sequence encoding at least one coronavirus structural protein,” it is meant that the nucleotide sequence encoding the at least one coronavirus structural protein is deleted completely or in part from the replicon RNA or helper RNA or it is meant that the nucleotide sequence encoding the at least one coronavirus structural protein is present on the replicon RNA or helper RNA but in a form (e.g., mutated or otherwise altered) that cannot be expressed to produce a functional protein.

“Multiplication-defective” or “replication-defective” as used herein means that the replicon RNA contained within viral particles produced according to the present invention does not itself contain sufficient genetic information to allow for the production of new infectious viral particles.

As noted above, the present invention is based on the discovery of a full-length cDNA of the SARS coronavirus. As used herein, a “cDNA of a SARS coronavirus” or “infectious cDNA of a SARS coronavirus” is a nucleic acid molecule comprising the nucleotide sequence of a SARS coronavirus, from which RNA transcripts are produced that replicate and/or are infectious in vitro or in vivo. A SARS coronavirus cDNA of this invention can encode the sequence of any SARS coronavirus isolate now known or later identified. The genomic sequences of some of the known SARS coronavirus isolates are set forth in Genbank and assigned Accession numbers AY278741 (SEQ ID NO:2, provided herein), AY274119, AY278554 and AY278554 and the entire contents of each of these sequences are incorporated by reference herein in their entireties as embodiments of this invention. (See also Rota et al. (2003) *Science* 300:1394; Marra et al. (2003) *Science* 300:1399; the entire contents of each of which are incorporated by reference herein for the teachings of the identification and characterization of the genomic sequence of a SARS coronavirus).

Two examples of a nucleic acid sequence encoding a cDNA of this invention are provided in the attached Sequence Listing as SEQ ID NO:1 and SEQ ID NO:3. As this invention encompasses all such cDNAs of all SARS coronavirus isolates, in one embodiment, the present invention provides an isolated nucleic acid comprising, consisting of and/or consisting essentially of, a nucleotide sequence selected from the group consisting of: a) SEQ ID NO:1 and/or SEQ ID NO:3 or a fragment of at least 25 contiguous nucleotide sequences of SEQ ID NO:1 and/or SEQ ID NO:3; b) a nucleotide sequence that is functionally equivalent to the nucleotide sequence of SEQ ID NO:1 and/or SEQ ID NO:3 but comprises different codons encoding the same amino acid sequences; c) a nucleotide sequence having at least 70% homology to the nucleotide sequence of SEQ ID NO:1 and/or SEQ ID NO:3; d) a nucleotide sequence having at least 95% homology to the nucleotide sequence of SEQ ID NO:1 and/or SEQ ID NO:3; e) a nucleotide sequence that hybridizes to the complement of SEQ ID NO:1 and/or SEQ ID NO:3 under stringent conditions; and f) a nucleotide sequence having complementarity (e.g., partial or complete) to any of the nucleotide sequences of (a)-(e) above.

The present invention further provides nucleic acid molecules comprising, consisting of and/or consisting essentially of, a fragment of at least 25, 50, 100, 200, 300, 400, 500, 600, 700, 800, 900, 950 or 1000, 2000, 3000, 4000, 5000, 6000, 7000, 8000, 9000, 10,000, 15,000, 20,000, 25,000, 26,000,

27,000, 28,000, 29,000, 29,500, etc. contiguous nucleotides (including any values within this range not specifically recited herein, e.g., 56 nucleotides or 6345 nucleotides) of the nucleotide sequence of SEQ ID NO:1, or a complement thereof. A fragment of this invention can be a fragment that hybridizes to a sequence that is unique to the cDNA of this invention. The production, identification and characterization of such fragments for desired properties as described herein is carried out according to protocols well known in the art.

An "isolated" nucleic acid molecule is one that is chemically synthesized (e.g., derived from reverse transcription) or is separated from other nucleic acid molecules that are present in the natural source of the nucleic acid molecule. Preferably, an "isolated" nucleic acid molecule is free of sequences (preferably protein encoding sequences) that naturally flank the nucleic acid (i.e., sequences located at the 5' and 3' ends of the nucleic acid) in the genomic DNA of the organism from which the nucleic acid is derived. For example, in various embodiments, the isolated nucleic acid molecule can contain less than about 5 kB, 4 kB, 3 kB, 2 kB, 1 kB, 0.5 kB or 0.1 kB of nucleotide sequences which naturally flank the nucleic acid molecule in genomic DNA of the cell from which the nucleic acid is derived. Moreover, an "isolated" nucleic acid molecule, such as a cDNA molecule, can be substantially free of other cellular material, or culture medium when produced by recombinant techniques, or substantially free of chemical precursors or other chemicals when chemically synthesized. (e.g., as described in Sambrook et al., eds., *Molecular Cloning: A Laboratory Manual*, 2nd ed., Cold Spring Harbor Laboratory, Cold Spring Harbor Laboratory Press, Cold Spring Harbor, N.Y., 1989).

In another embodiment of this invention, an isolated nucleic acid molecule of the invention comprises a nucleic acid molecule that is a complement of the nucleotide sequence of SEQ ID NO:1 or a fragment thereof. A nucleic acid molecule which is complementary to a given nucleotide sequence is one which is sufficiently complementary to the given nucleotide sequence that it can hybridize to the given nucleotide sequence under conditions described herein, thereby forming a stable duplex.

The invention further encompasses nucleic acid molecules that differ from the nucleotide sequence of SEQ ID NO:1 due to degeneracy of the genetic code and thus encode the same proteins as those encoded by the nucleotide sequence of SEQ ID NO:1.

In particular embodiments, a nucleic acid of this invention has at least about 50%, 60%, 70%, 75%, 80%, 85%, 90%, 95%, 98% or more nucleic acid sequence homology with the sequences specifically disclosed herein. The term "homology" as used herein refers to a degree of similarity between two or more sequences. There can be partial homology or complete homology (i.e., identity). A partially homologous sequence that at least partially inhibits an identical sequence from hybridizing to a target nucleic acid is referred to using the functional term "substantially homologous." The inhibition of hybridization to the target sequence can be examined using a hybridization assay (Southern or northern blot, solution hybridization and the like) under conditions of low stringency. A substantially homologous sequence or hybridization probe will compete for and inhibit the binding of a completely homologous sequence to the target sequence under conditions of low stringency. This is not to say that conditions of low stringency are such that non-specific binding is permitted; low stringency conditions require that the binding of two sequences to one another be a specific (i.e., selective) interaction. The absence of non-specific binding can be tested by the use of a second target sequence, which lacks even a partial

degree of complementarity (e.g. less than about 30% identity). In the absence of non-specific binding, the probe will not hybridize to the second non-complementary target sequence.

Alternatively stated, in particular embodiments, nucleic acids encoding a cDNA of a SARS coronavirus that hybridize under the conditions described herein to the complement of the sequences specifically disclosed herein can also be used according to the present invention. The term "hybridization" as used herein refers to any process by which a first strand of nucleic acid binds with a second strand of nucleic acid through base pairing.

The term "stringent" as used here refers to hybridization conditions that are commonly understood in the art to define the commodities of the hybridization procedure. High stringency hybridization conditions that will permit homologous nucleotide sequences to hybridize to a nucleotide sequence as given herein are well known in the art. As one example, hybridization of such sequences to the nucleic acid molecules disclosed herein can be carried out in 25% formamide, 5xSSC, 5xDenhardt's solution and 5% dextran sulfate at 42° C., with wash conditions of 25% formamide, 5xSSC and 0.1% SDS at 42° C., to allow hybridization of sequences of about 60% homology. Another example includes hybridization conditions of 6xSSC, 0.1% SDS at about 45° C., followed by wash conditions of 0.2xSSC, 0.1% SDS at 50-65° C. Another example of stringent conditions is represented by a wash stringency of 0.3 M NaCl, 0.03M sodium citrate, 0.1% SDS at 60-70° C. using a standard hybridization assay (see SAMBROOK et al., EDS., *MOLECULAR CLONING: A LABORATORY MANUAL* 2d ed. (Cold Spring Harbor, N.Y. 1989, the entire contents of which are incorporated by reference herein).

As is known in the art, a number of different programs can be used to identify whether a nucleic acid or amino acid has sequence identity or similarity to a known sequence. Sequence identity or similarity may be determined using standard techniques known in the art, including, but not limited to, the local sequence identity algorithm of Smith & Waterman, *Adv. Appl. Math.* 2, 482 (1981), by the sequence identity alignment algorithm of Needleman & Wunsch, *J. Mol. Biol.* 48,443 (1970), by the search for similarity method of Pearson & Lipman, *Proc. Natl. Acad. Sci. USA* 85,2444 (1988), by computerized implementations of these algorithms (GAP, BESTFIT, FASTA, and TFASTA in the Wisconsin Genetics Software Package, Genetics Computer Group, 575 Science Drive, Madison, Wis.), the Best Fit sequence program described by Devereux et al., *Nucl. Acid Res.* 12, 387-395 (1984), preferably using the default settings, or by inspection.

An example of a useful algorithm is PILEUP. PILEUP creates a multiple sequence alignment from a group of related sequences using progressive, pairwise alignments. It can also plot a tree showing the clustering relationships used to create the alignment. PILEUP uses a simplification of the progressive alignment method of Feng & Doolittle, *J. Mol. Evol.* 35, 351-360 (1987); the method is similar to that described by Higgins & Sharp, *CABIOS* 5, 151-153 (1989).

Another example of a useful algorithm is the BLAST algorithm, described in Altschul et al., *J. Mol. Biol.* 215, 403-410, (1990) and Karlin et al., *Proc. Natl. Acad. Sci. USA* 90, 5873-5787 (1993). A particularly useful BLAST program is the WU-BLAST-2 program that was obtained from Altschul et al., *Methods in Enzymology*, 266, 460-480 (1996). WU-BLAST-2 uses several search parameters, which are preferably set to the default values. The parameters are dynamic values and are established by the program itself depending upon the composition of the particular sequence and compo-

sition of the particular database against which the sequence of interest is being searched; however, the values may be adjusted to increase sensitivity. An additional useful algorithm is gapped BLAST as reported by Altschul et al. *Nucleic Acids Res.* 25, 3389-3402.

The CLUSTAL program can also be used to determine sequence similarity. This algorithm is described by Higgins et al. (1988) *Gene* 73:237; Higgins et al. (1989) *CABIOS* 5:151-153; Corpet et al. (1988) *Nucleic Acids Res.* 16: 10881-90; Huang et al. (1992) *CABIOS* 8: 155-65; and Pearson et al. (1994) *Meth. Mol. Biol.* 24: 307-331.

The alignment may include the introduction of gaps in the sequences to be aligned. In addition, for sequences that contain either more or fewer nucleotides than the nucleic acids disclosed herein, it is understood that in one embodiment, the percentage of sequence identity will be determined based on the number of identical nucleotides in relation to the total number of nucleotide bases. Thus, for example, sequence identity of sequences shorter than a sequence specifically disclosed herein will be determined using the number of nucleotide bases in the shorter sequence, in one embodiment. In percent identity calculations, relative weight is not assigned to various manifestations of sequence variation, such as, insertions, deletions, substitutions, etc.

In certain embodiments of this invention, the nucleic acid of this invention can comprise a promoter that directs the production of an RNA transcript from the cDNA. This promoter can be active in vitro or in vivo to produce an RNA transcript from the SARS coronavirus cDNA that can replicate and/or is infectious. Non-limiting examples of the promoter of this invention include a T7 promoter, a SP6 promoter a T3 promoter, a CMV promoter, a MoMLV promoter, a metallothionein promoter, a glucocorticoid promoter, a SV40 promoter, a CaMV 35S promoter, a nopaline synthetase promoter, and any other promoter that directs RNA transcription in vitro or in a cell.

Also provided herein is an RNA and a SARS coronavirus particle produced by the cDNA of this invention and a SARS coronavirus particle comprising the RNA produced from the cDNA of this invention. Further provided herein is a vector comprising the cDNA or RNA of this invention and a cell comprising the vector of this invention.

The present invention further provides a cDNA of a SARS coronavirus, wherein all or part of a nucleotide sequence of the cDNA is deleted and wherein the nucleotide sequence is selected from the group consisting of a nucleotide sequence encoding ORF1, ORF2, ORF3a, ORF3b, ORF4, ORF5, ORF6, ORF7a/b, ORF8a/b, ORF9a, ORF9b, any other ORF of a SARS coronavirus now known or later identified, and any combination thereof. It is also intended that the ORF sequence of this invention can be intact but altered to have the same effect as a total or partial deletion. Methods of deleting all or part of an ORF and/or altering an ORF of a cDNA of a SARS coronavirus of this invention and testing the resulting genotype and phenotype are set forth in the Examples and such methods are also routine to one of ordinary skill in the art. Examples of deletion mutants of this invention are provided in the Sequence Listing provided herein as SEQ ID NOs:4-9. These are sequences of subclone F having deletions in ORFX1 (SEQ ID NO:4), ORFX1 and X2 (SEQ ID NO:5), ORFX3 (SEQ ID NO:6), ORFX4 (SEQ ID NO:7) ORFX4 substituted with green fluorescent protein (GFP) (SEQ ID NO:8) and ORFX4 substituted with luciferase (SEQ ID NO:9).

Further provided herein is a cDNA of a SARS coronavirus, comprising a mutation in a nucleotide sequence selected from the group consisting of a nucleotide sequence encoding

ORF1, ORF2, ORF3a, ORF3b, ORF4, ORF5, ORF6, ORF7a/b, ORF8a/b, ORF9a, ORF9b, ORF 10, ORF 13, ORF 14, any other ORF of a SARS coronavirus, and any combination thereof, wherein the mutation results in a nonfunctional gene product. Methods of producing the various mutants of this invention and testing the resulting genotype and phenotype are set forth in the Examples provided herein and such methods are also routine to one of ordinary skill in the art.

In additional embodiments, the present invention provides a cDNA of a SARS coronavirus, wherein the order of nucleotide sequences encoding replicase, accessory ORFs and/or structural proteins S, E, M and N is rearranged in comparison to the order in wild type SARS coronavirus. In addition, or alternatively, one or more of the nucleotide sequences encoding replicase, accessory ORFs and/or structural proteins S, E, M and N can be present two or more times on the cDNA. Nonlimiting examples of these embodiments include cDNAs wherein the order of nucleotide sequences encoding structural proteins is: a) 5' S, N, E and M 3', b) 5' N, S, E and M 3', c) 5' E, M, S and N 3', d) 5' E, M, N and S 3', e) 5' S, N, E, M, N 3'. These examples are provided to show the order of the nucleotide sequences encoding the structural proteins S, E, M and N, relative to one another, with respect to the 5' and 3' ends of the cDNA molecule. However, these examples are not intended to be limiting in any way with respect to the positioning of the replicase, accessory ORFs and/or any other coding sequences present in the cDNA sequence. Thus, for example, the replicase, accessory ORFs and/or other coding sequences present in the cDNA sequence can be positioned anywhere (e.g., before, after, in multiple repeats before and/or after) relative to the each of the coding sequences of the S, E, M and N proteins. Furthermore, any of the coding sequences of the structural proteins, replicase, accessory ORFs and/or other coding sequences can be modified by mutation and/or deletion in this embodiment.

The present invention also provides a cDNA of a SARS coronavirus, comprising an attenuating mutation in a consensus sequence, ACGAAC, which can be, but is not limited to, a leader consensus sequence, an S (ORF2) consensus sequence, an ORF3a consensus sequence, an E consensus sequence, an M consensus sequence, an ORF6 consensus sequence, an ORF7 consensus sequence, an ORF8 consensus sequence, an N consensus sequence, and any combination thereof. The mutations of this invention can also include any mutation in any combination of the six consensus nucleotides and the surrounding flanking nucleotides (+/-50 nucleotides) that function as regulatory junctions to direct transcription of full length and subgenomic mRNAs. Two nonlimiting examples of mutations in the consensus sequence include "ACGAAC" to "ACCAAC" and "ACGAAC" to AGGAAG." Other examples of mutations of this invention are provided in Tables 1 and 2.

Further provided herein is a cDNA of a SARS coronavirus comprising a 29 bp insertion in ORF8a/b, or any other modification or alteration that reproduces a full length ORF8 protein sequence. In some embodiments, the full length ORF8 protein sequence provides an attenuating phenotype to the SARS coronavirus.

In additional embodiments, the present invention provides a cDNA of a SARS coronavirus wherein all or part of a nucleotide sequence of the cDNA is deleted and wherein the nucleotide sequence is selected from the group consisting of a nucleotide sequence encoding ORF1, ORF2, ORF3a, ORF3b ORF4, ORF5, ORF6, ORF7a/b, ORF8a/b, ORF9a, ORF9b, any other ORF of a SARS coronavirus now known or later identified, and any combination thereof and further-

more, wherein the order of nucleotide sequences of the cDNA encoding replication, accessory ORFs and/or structural proteins S, E, M and N is rearranged in comparison to the order in wild type SARS coronavirus. In some variations of this embodiment, it is also contemplated that the cDNA can further comprise an attenuating mutation in a consensus sequence of a nucleotide sequence of the cDNA selected from the group consisting of a leader consensus sequence, an S consensus sequence, an ORF3a consensus sequence, an E consensus sequence, an M consensus sequence, an ORF6 consensus sequence, an ORF7 consensus sequence, an ORF8 consensus sequence, an N consensus sequence and any combination thereof.

Furthermore, in additional embodiments, the present invention provides a SARS coronavirus replicon RNA comprising a coronavirus (e.g., SARS) packaging signal and a heterologous RNA sequence, wherein the replicon RNA lacks a sequence encoding at least one coronavirus structural protein.

Further provided herein is a DNA encoding a replicon RNA of this invention. In certain embodiments, the DNA can comprise a promoter to direct the transcription of the RNA, either in vitro or within a cell.

The present invention additionally provides an infectious, multiplication-defective, coronavirus particle, comprising a SARS coronavirus replicon RNA, wherein the replicon RNA comprises a coronavirus (e.g., SARS) packaging signal and a heterologous RNA sequence, and wherein the replicon RNA lacks a sequence encoding at least one coronavirus structural protein.

In some embodiments, the replicon RNA of this invention can comprise a nucleic acid sequence encoding at least one coronavirus structural protein, provided the replicon RNA does not comprise nucleic acid sequences functionally encoding all of the coronavirus structural proteins. In other embodiments, the replicon RNA can comprise a promoter. In yet other embodiments, the replicon RNA may or may not comprise a nucleic acid sequence encoding a replicase protein. It is also contemplated that the replicon RNA can lack a coronavirus packaging signal under circumstances wherein the replicon RNA is packaged into coronavirus particles nonspecifically or under conditions wherein it is contacted with a coronavirus structural protein comprising a nucleic acid binding site that facilitates packaging of the replicon RNA in the absence of a coronavirus packaging signal.

It is also an embodiment of this invention wherein the nucleic acid of the replicon RNA encodes, and/or the particle itself comprises, a coronavirus structural protein that is produced from nucleic acid of a coronavirus that can be, but is not limited to, SARS coronavirus, human respiratory coronavirus, mouse hepatitis virus, porcine transmissible gastroenteritis virus, porcine respiratory coronavirus, canine coronavirus, feline enteric coronavirus, feline infectious peritonitis virus, rabbit coronavirus, murine hepatitis virus, sialodacryoadenitis virus, porcine hemagglutinating encephalomyelitis virus, bovine coronavirus, avian infectious bronchitis virus, turkey coronavirus and/or any other coronavirus now known or later identified, as well as any combination thereof, thereby resulting in chimeric coronavirus particles.

In embodiments wherein one or more of the structural proteins are from different coronaviruses in a particle and/or one or more structural proteins are encoded by the nucleic acid of the replicon RNA, the coronavirus structural protein encoded by the nucleic acid of the replicon RNA can be S, E, M, N or combinations thereof.

The coronavirus packaging signal of this invention can be a packaging signal of any coronavirus now known or later

identified. For example, the packaging signal can be from a coronavirus that can be, but is not limited to, SARS coronavirus, human respiratory coronavirus, mouse hepatitis virus, porcine transmissible gastroenteritis virus, porcine respiratory coronavirus, canine coronavirus, feline enteric coronavirus, feline infectious peritonitis virus, rabbit coronavirus, murine hepatitis virus, sialodacryoadenitis virus, porcine hemagglutinating encephalomyelitis virus, bovine coronavirus, avian infectious bronchitis virus, turkey coronavirus.

Further provided herein is a population of infectious, multiplication defective, coronavirus particles, wherein each particle comprises a SARS coronavirus replicon RNA, and wherein the replicon RNA comprises a coronavirus (e.g., SARS) packaging signal and a heterologous RNA sequence, and wherein the replicon RNA lacks a sequence encoding at least one coronavirus structural protein, wherein the population contains no detectable replication-competent coronavirus particles as determined by passage on coronavirus permissive cells in culture. Methods of detecting replication competent particles by passage on cell culture are standard in the art. These assays can also be carried out by passage of the replicon particles of this invention on cells constitutively expressing nucleic acid encoding the missing coronavirus structural protein(s), with the expected result of obtaining replication competent coronavirus particles.

It is also contemplated that the replicon RNA and/or replicon particles of this invention can comprise coronavirus RNA and/or structural proteins that comprise any or all of the gene order rearrangements, deletions and/or mutations described herein that can be present in the SARS coronavirus cDNA of this invention.

Another aspect of the present invention is a renetworked or rewired nidovirus genome and/or replicon RNA that results in a genetic trap for wild type viruses should recombination occur, e.g., when the genome or replicon RNA is contacted with wild type virus. Thus, in one embodiment, the present invention provides an isolated nucleic acid comprising, consisting essentially of and/or consisting of a nucleotide sequence encoding a Nidovirus genome or replicon RNA, wherein the genome or replicon RNA comprises, consists essentially of and/or consists of one or more of the same mutations in a consensus sequence (CS) present in a transcription regulatory sequence (TRS) of a leader sequence and in the TRS located upstream of each of the structural genes and further wherein wild type CS sequences are present in the CS of the TRS for the group specific ORFs 3a/b, ORF4, ORF5, ORF6, ORF7a/b, ORF8a/b and ORF9a/b. This remodeled genome or replicon RNA can be considered to be partially remodeled (e.g., PRG). Other mutations in the genome or replicon RNA may or may not be present, provided such other mutants do not affect the genetic trap function of the rewired (e.g., mutated) CSs.

Further provided herein is an isolated nucleic acid comprising, consisting essentially of and/or consisting of a nucleotide sequence encoding a Nidovirus genome or replicon RNA, wherein the genome or replicon RNA comprises, consists essentially of and/or consists of one or more of the same mutations in a consensus sequence (CS) present in a transcription regulatory sequence (TRS) of a leader sequence and in the TRS located upstream of each of the structural genes and further comprising one or more of the same mutations in the CS of the TRS located upstream of open reading frame (ORF) 3a/3b, ORF 4, ORF 5, ORF 6, ORF 7a/7b, ORF 8a/b and ORF 9a/b and downstream of the leader RNA. This remodeled genome or replicon RNA can be considered to be completely remodeled (e.g., CRG). Other mutations in the genome or replicon RNA may or may not be present, pro-

vided such other mutants do not affect the genetic trap function of the rewired (e.g., mutated) CSs.

The isolated nucleic acids described herein can be from a Nidovirus that is a severe acute respiratory syndrome (SARS) coronavirus having the CS of AC \overline{G} AA \overline{C} . In this embodiment, the mutation can be a single mutation in the CS sites (e.g., AC \overline{G} \overline{G} AC, etc.), two mutations in the CS sites (e.g., AC \overline{G} \overline{G} A \overline{T} , CC \overline{G} \overline{G} AC, CC \overline{G} A \overline{A} T, etc.), three mutations in the CS sites (e.g., CC \overline{G} \overline{G} A \overline{T} , CC \overline{G} \overline{C} \overline{G} \overline{C} , CG \overline{C} A \overline{A} C, etc.), four mutations in the CS sites (e.g., CCC \overline{G} A \overline{T} , AG \overline{C} \overline{G} A \overline{T} , etc.), five mutations in the CS sites (CG \overline{C} \overline{G} A \overline{T} , CCC \overline{G} T \overline{T} , etc.) and six mutations in the CS sites (CG \overline{C} \overline{G} T \overline{T} , TG \overline{C} \overline{G} \overline{G} T, etc.). It is contemplated in this invention and applicants are in possession of the embodiment wherein the CS sequence is mutated according to any one of 4⁶ possible combinations of sequence variations, which combinations can be readily calculated and identified according to methods standard in the art. Factors governing site selection for mutation are based on 1) a unique sequence element that is not repeated elsewhere in the genome and 2) a mutant CS that functions as a regulatory start site when coupled with compensating changes at the leader CS site. Thus, the mutation(s) can be any possible combination of changes in the body CSs and in the leader CS and a particular mutation or combination of mutations is not critical as long as the same mutations are present in the body CSs as in the leader CS. In other words, the actual mutant CS sequence is not critical, the major factor being that CS sites must allow for communication via efficient base-pairing for discontinuous transcription of subgenomic RNAs, thus the same mutation(s) is present in the leader CS as in the body CS(s).

In further embodiments, the Nidovirus of this invention can be a group I coronavirus having the CS of CUA \overline{A} A \overline{C} and the mutation can be a single mutation (e.g., GUA \overline{A} A \overline{C} , etc.), two mutations (e.g., GCA \overline{A} A \overline{C} , etc.), three mutations (e.g., CGAA \overline{A} \overline{G} , etc.), four mutations (e.g., GCTAA \overline{A} \overline{G} , etc.), five mutations (e.g., GCTT \overline{A} \overline{G} , etc.) and/or six mutations (GCTT \overline{G} \overline{G} , etc.). It is contemplated as part of this invention and applicants are in possession of a total of 4⁶ possible combinations of sequence variation in the CS of this invention, as could be identified and produced according to standard methods. Factors to consider in selecting mutations include whether the mutation(s) are unique and able to interact with an identical leader CS site to drive expression of subgenomic mRNAs.

The Nidovirus of this invention can also be a group II coronavirus having the CS of TCTAA \overline{A} A \overline{C} and the mutation can be a single mutation (e.g., CCTAA \overline{A} A \overline{C} , etc.), two mutations (e.g., CCGAA \overline{A} A \overline{C} , etc.), three mutations (e.g., CGTAA \overline{A} \overline{G} , etc.), four mutations (e.g., CCGAA \overline{A} \overline{G} \overline{G} , etc.), five mutations (e.g., CGTCC \overline{G} \overline{C} , etc), six mutations (e.g., CCGA \overline{T} T \overline{G} , etc) and/or seven mutations (e.g., CCGCCT \overline{G} , etc). It is contemplated as part of this invention and applicants are in possession of a total of 4⁷ possible combinations of sequence variation in the CS of this invention, as could be identified and produced according to standard methods. As noted herein for other nidoviruses, the principle requirements for mutation selection are that the sequence not be located elsewhere in the genome and that it function to regulate subgenomic transcription when paired with a leader TRS of like sequence.

In yet further embodiments, the Nidovirus of this invention can be a group III coronavirus having the CS of CUUA \overline{A} AA \overline{C} and the mutation can be a single mutation (e.g., CUUA \overline{A} \overline{G} AA, etc.) two mutations (e.g., GUUA \overline{A} \overline{G} AA, etc.) three mutations (GUU \overline{G} A \overline{G} AA, etc.), four mutations (e.g., GUU \overline{T} CA \overline{G} , five mutations (e.g., CAAG \overline{G} CAA, TCCA \overline{A} \overline{G} A \overline{T} ,

etc.), six mutations (e.g., GUUCCTTC, etc.), seven mutations (e.g., GCCTAGCG, etc.) and/or eight mutations (e.g., GCCTGGCT, etc.). It is contemplated as part of this invention and applicants are in possession of a total of 4⁸ possible combinations of sequence variation in the CS of this invention, as could be identified and produced according to standard methods.

The present invention further provides an embodiment wherein the Nidovirus is a torovirus having a CS regulatory sequence of UUUAGA and the mutation is a single mutation (e.g., GUUAGA, etc.) two mutations (e.g., GUUGGA, etc.), three mutations (e.g., GUUGCA, etc.), four mutations (e.g., GCUCCA, etc.) five mutations (e.g., GCCACT, etc.) and/or six mutations (e.g., GCCTCT, etc.). It is contemplated as part of this invention and applicants are in possession of a total of 4⁶ possible combinations of sequence variation in the CS of this invention, as could be identified and produced according to standard methods. As noted herein for other nidoviruses, the exact mutation(s) are dependent upon the uniqueness of this sequence in the different Torovirus genome CS regions coupled with its ability to regulate subgenomic transcription via a matching mutation in the leader CS region.

The nidovirus of this invention can also be an arterivirus having a CS of UCNUAA \overline{A} CC, U(A/G)(U/A)A \overline{A} CC, or UUA \overline{A} CC and the mutation can be a single mutation (e.g., CUAA \overline{A} CC, etc.) two mutations (e.g., CCA \overline{A} CC, etc.), three mutations (e.g., CCA \overline{A} \overline{G} C, etc.) four mutations (e.g., CCA \overline{G} \overline{G} C, etc.) five mutations (e.g., CCAG \overline{G} T, etc.) and/or six mutations (e.g., GGTTAG, etc.), including a cluster of mutations in a six nucleotide segment of these CSs. It is contemplated as part of this invention and applicants are in possession of a total of 4⁹ possible combinations of potential mutant CS sites available for use in this invention. The mutated CS sequence should be unique to that particular arterivirus and able to interact with the identically mutated leader CS site located at the 5' end of the genome.

The present invention further provides the isolated nucleic acids described herein having all of the body and leader CS sites reengineered by mutation (e.g., CRG), wherein the nucleic acid further comprises a secondary CS trap that is preferentially recognized in RNA recombinant viruses. These secondary CS trap sites are engineered wild type CSs located within a structural protein gene that lead to expression of one or more subgenomic mRNAs that do not encode a full length structural protein when present in a recombinant virus.

Thus, a CRG genome or replicon RNA of this invention can further comprise, consist essentially of and/or consist of a wild type CS engineered within one or more structural protein genes. As one example, the genome or replicon RNA can be of a SARS coronavirus having a wild type CS sequence of ACGAA \overline{C} . In addition to mutations in the body CSs and leader CS, additional mutations would be introduced into the N, M, E and/or S gene(s) in any combination to provide an artificial CS having the same nucleotide sequence as the wild type CS, ACGAA \overline{C} . This artificial CS is introduced into the structural gene sequence as described herein in Example 6.

Thus, in one embodiment, the present invention provides an isolated nucleic acid comprising, consisting essentially of and/or consisting of a nucleotide sequence encoding a Nidovirus genome or replicon RNA, wherein the genome or replicon RNA comprises, consists essentially of and/or consists of one or more of the same mutations in a consensus sequence (CS) present in a transcription regulatory sequence (TRS) of a leader sequence and in the TRS located upstream of each of the structural genes and further comprising one or more of the same mutations in the CS of the TRS located upstream of open reading frame (ORF) 3a/3b, ORF 4, ORF 5,

ORF6, ORF 7a/7b, ORF 8a/b and ORF 9a/b and downstream of the leader RNA and further comprising one or more than one artificial CS having the nucleotide sequence of the wild type CS of the nidovirus, in one or more of the structural protein genes (e.g., N, M, E and/or S).

Additionally provided is an isolated nucleic acid comprising, consisting essentially of and/or consisting of a nucleotide sequence encoding a Nidovirus genome or replicon RNA, wherein the genome or replicon RNA comprises, consists essentially of and/or consists of one or more of the same mutations in a consensus sequence (CS) present in a transcription regulatory sequence (TRS) of a leader sequence and in the TRS located upstream of each of the structural genes S, E, M and N and further wherein wild type CS sequences are present in the CS of the TRS for the group specific ORFs 3a/b, ORF4, ORF5, ORF6, ORF7a/b, ORF8a/b and ORF9a/b and further comprising one or more than one artificial CS having the nucleotide sequence of the wild type CS of the nidovirus, in one or more of the structural protein genes (e.g., N, M, E and/or S).

The present invention further provides a nidovirus particle as well as a population of nidovirus particles comprising any of the nucleic acids of this invention

The nidovirus and/or nidovirus particle of this invention can be a coronavirus, a torovirus, an arterivirus and chimeras thereof, as are known in the art.

A coronavirus of this invention can be, but is not limited to, transmissible gastroenteritis virus (TGEV), human respiratory coronavirus, human coronavirus, porcine respiratory coronavirus, porcine epidemic diarrhea virus, respiratory bovine virus, canine coronavirus, bat SARS-CoV, human coronavirus NL63, human coronavirus HKU1, human coronavirus OC43, human coronavirus 229E, feline enteric coronavirus, bat coronaviruses, feline infectious peritonitis virus, rabbit coronavirus, murine hepatitis virus, sialodacryoadenitis virus, porcine hemagglutinating encephalomyelitis virus, bovine coronavirus, avian infectious bronchitis virus, turkey coronavirus, and a chimera of any combination of these viruses.

An arterivirus of this invention can be but is not limited to, equine arteritis virus, lactate dehydrogenase-elevating virus, simian hemorrhagic fever virus, porcine reproductive and respiratory disease virus, human arteriviruses, and chimeras of any combination of these viruses containing, e.g., replicase protein genes from one arterivirus fused with structural ORFs and group specific ORFs of other arteriviruses. A torovirus of this invention can include, but is not limited to, bovine torovirus, equine torovirus, human torovirus, porcine torovirus and a chimera of any combination of these viruses.

An example of a chimera of any combination of these nidoviruses is a chimeric virus comprising replicase protein genes from one nidovirus fused with structural ORFs and group specific ORFs of other nidoviruses. Additionally provided herein is a composition comprising the nucleic acids, nidovirus particles and/or population of nidovirus particles as described herein and a pharmaceutically acceptable carrier.

In further embodiments, the present invention provides a method of eliciting an immune response in a subject, comprising administering to, delivering to, and/or introducing into the subject an effective amount of the nucleic acids, viruses, particles, compositions and/or populations of this invention.

Also provided herein is a method of treating and/or preventing a Nidovirus infection in a subject, comprising administering/delivering/introducing into to the subject an effective amount of the nucleic acids, viruses, particles, compositions and/or populations of this invention.

Methods are also provided herein for producing a nidovirus particle comprising a replicon RNA or a nucleic acid comprising a nucleotide sequence encoding a Nidovirus genome, wherein the genome or replicon RNA comprises one or more of the same mutations in a consensus sequence (CS) present in a transcription regulatory sequence (TRS) of a leader sequence and in the TRS located upstream of each of the structural genes S, E, M and N and further comprising a wild type CS sequence in a TRS for ORFs 3a/b, ORF6, ORF7a/b and ORF8a/b, comprising introducing the replicon RNA or nucleic acid into a nidovirus-permissive cell under conditions whereby nidovirus particles are produced.

Further provided herein is a method of producing a nidovirus particle comprising a replicon RNA or a nucleic acid comprising a nucleotide sequence encoding a Nidovirus genome, wherein the replicon RNA or genome comprises one or more of the same mutations in a consensus sequence (CS) present in a transcription regulatory sequence (TRS) of a leader sequence and in the TRS located upstream of each of the structural genes S, E, M and N and further comprising one or more of the same mutations in the CS of the TRS located upstream of open reading frame (ORF) 3a/3b, ORF6, ORF 7a/7b, ORF 8a/b and ORF 9a/b, comprising introducing the nucleic acid or replicon RNA into a nidovirus-permissive cell under conditions whereby nidovirus particles are produced.

In addition, the present invention provides a method of producing a nidovirus particle comprising a replicon RNA or a nucleic acid comprising a nucleotide sequence encoding a Nidovirus genome, wherein the replicon RNA or genome comprises one or more of the same mutations in a consensus sequence (CS) present in a transcription regulatory sequence (TRS) of a leader sequence and in the TRS located upstream of each of the structural protein genes and further comprising one or more of the same mutations in the CS of the TRS located upstream of open reading frame (ORF) 3a/3b, ORF6, ORF 7a/7b, ORF 8a/b and ORF 9a/b and further comprising one or more than one artificial CS having the nucleotide sequence of the wild type CS of the nidovirus in one or more of the structural protein genes, comprising introducing the nucleic acid or replicon RNA into a nidovirus-permissive cell under conditions whereby nidovirus particles are produced.

Methods are also provided herein for producing a nidovirus particle comprising a replicon RNA or a nucleic acid comprising a nucleotide sequence encoding a Nidovirus genome, wherein the genome or replicon RNA comprises one or more of the same mutations in a consensus sequence (CS) present in a transcription regulatory sequence (TRS) of a leader sequence and in the TRS located upstream of each of the structural protein genes (e.g., S, E, M and/or N) and further comprising a wild type CS sequence in a TRS for ORFs 3a/b, ORF6, ORF7a/b and ORF8a/b and further comprising one or more than one artificial CS having the nucleotide sequence of the wild type CS of the nidovirus in one or more of the structural protein genes (e.g., S, E, M and/or N), comprising introducing the replicon RNA or nucleic acid into a nidovirus-permissive cell under conditions whereby nidovirus particles are produced.

In methods wherein nidovirus particles are made that comprise a replicon RNA of this invention, a "nidovirus-permissive cell" is a cell that contains transcripts encoding the structural proteins that are not encoded for on the replicon RNA, as described herein. For example, a replicon RNA comprising a remodeled TRS CS site in the leader region and in the N gene can be packaged by transfection into cells containing transcripts encoding the remaining structural proteins, S, E and M.

The present invention further provides nidovirus particles produced by the methods described herein.

Also provided herein is a method of producing a nidovirus genome or replicon RNA comprising reengineered CS sequences for the purpose of preventing recombination repair of a live attenuated or replicon viral construct and/or preventing repair of attenuating alleles and/or for stabilizing attenuating mutations, comprising producing the nucleic acids of this invention. Additionally provided herein is a method of preventing recombination repair or repair of attenuating alleles of a live attenuated or replicon construct to be used in a therapeutic and/or immunological method comprising producing the nucleic acids of this invention. Thus, the present invention provides therapeutic and immunological compositions that are engineered to prevent recombination repair or repair of attenuating alleles if the nucleic acids of the compositions are contacted with wild type virus under conditions whereby recombination can occur. Further provides are therapeutic and immunological compositions that are engineered to stabilize attenuating mutations in the nucleic acid therein.

The nucleic acids, viruses, vectors, particles and populations are intended for use as therapeutic agents and immunological reagents, for example, as antigens, immunogens, vaccines, and/or nucleic acid delivery vehicles. Thus, in various embodiments, the present invention provides a composition comprising the nucleic acid, virus, vector, particle, and/or population of this invention in a pharmaceutically acceptable carrier. The compositions described herein can be formulated for use as reagents (e.g., to produce antibodies) and/or for administration in a pharmaceutical carrier in accordance with known techniques. See, e.g., Remington, *The Science And Practice of Pharmacy* (latest edition). In the manufacture of a pharmaceutical composition according to embodiments of the present invention, the composition of this invention is typically admixed with, inter alia, a pharmaceutically acceptable carrier. By "pharmaceutically acceptable carrier" is meant a carrier that is compatible with other ingredients in the pharmaceutical composition and that is not harmful or deleterious to the subject. The carrier may be a solid or a liquid, or both, and is preferably formulated with the composition of this invention as a unit-dose formulation. The pharmaceutical compositions are prepared by any of the well-known techniques of pharmacy including, but not limited to, admixing the components, optionally including one or more accessory ingredients. Exemplary pharmaceutically acceptable carriers include, but are not limited to, sterile pyrogen-free water and sterile pyrogen-free physiological saline solution. Such carriers can further include protein (e.g., serum albumin) and sugar (sucrose, sorbitol, glucose, etc.)

The pharmaceutical compositions of this invention include those suitable for oral, rectal, topical, inhalation (e.g., via an aerosol) buccal (e.g., sub-lingual), vaginal, parenteral (e.g., subcutaneous, intramuscular, intradermal, intraarticular, intrapleural, intraperitoneal, intracerebral, intraarterial, or intravenous), topical (i.e., both skin and mucosal surfaces, including airway surfaces) and transdermal administration. The compositions herein may also be administered via a skin scarification method, or transdermally via a patch or liquid. The compositions may be delivered subdermally in the form of a biodegradable material that releases the compositions over a period of time. The most suitable route in any given case will depend, as is well known in the art, on such factors as the species, age, gender and overall condition of the subject, the nature and severity of the condition being treated and/or on the nature of the particular composition (i.e., dosage, formulation) that is being administered.

Subjects to whom the viruses, vectors, particles, populations and/or other compositions of this invention can be administered according to the methods described herein can be any subject, generally vertebrates, for which the particles, populations and/or compositions are infectious, including but not limited to, birds and mammals such as pigs, mice, cows, and humans.

As used herein, an "effective amount" refers to an amount of a compound or composition that is sufficient to produce a desired effect, which can be a therapeutic, prophylactic and/or beneficial effect.

Thus, the present invention provides a method of inducing an immune response in a subject, comprising administering to the subject an effective amount of a virus, vector, particle, population and/or composition of this invention.

The present invention also provides a method of treating and/or preventing a SARS coronavirus infection in a subject, comprising administering to the subject an effective amount of a virus, vector, particle, population and/or composition of this invention.

Also as used herein, the terms "treat," "treating" and "treatment" include any type of mechanism, action or activity that results in a change in the medical status of a subject, including an improvement in the condition of the subject (e.g., change or improvement in one or more symptoms and/or clinical parameters), delay in the progression of the condition, prevention or delay of the onset of a disease or illness, etc.

One example of an effective amount is from about 10^4 to about 10^{10} , preferably 10^5 to 10^9 , and in particular 10^6 to 10^8 infectious units (IU, as measured by indirect immunofluorescence assay), or virus particles, per dose, which can be administered to a subject, depending upon the age, species and/or condition of the subject being treated.

In some embodiments of the present invention, the compositions can be administered with an adjuvant. As used herein, "adjuvant" describes a substance, which can be any immunomodulating substance capable of being combined with the polypeptide or nucleic acid vaccine to enhance, improve or otherwise modulate an immune response in a subject without deleterious effect on the subject.

Non-limiting examples of adjuvants that can be used in the vaccine of the present invention include the RIBI adjuvant system (Ribi Inc., Hamilton, Mont.), alum, mineral gels such as aluminum hydroxide gel, oil-in-water emulsions, water-in-oil emulsions such as, e.g., Freund's complete and incomplete adjuvants, Block copolymer (CytRx, Atlanta Ga.), QS-21 (Cambridge Biotech Inc., Cambridge Mass.), SAF-M (Chiron, Emeryville Calif.), AMPHIGEN™ adjuvant, saponin, Quil A or other saponin fraction, monophosphoryl lipid A, and Avridine lipid-amine adjuvant. Non-limiting examples of oil-in-water emulsions useful in the vaccine of the invention include modified SEAM62 and SEAM 1/2 formulations. Modified SEAM62 is an oil-in-water emulsion containing 5% (v/v) squalene (Sigma), 1% (v/v) SPAN™ 85 detergent (ICI Surfactants), 0.7% (v/v) TWEEN™ 80 detergent (ICI Surfactants), 2.5% (v/v) ethanol, 200 µg/ml Quil A, 100 µg/ml cholesterol, and 0.5% (v/v) lecithin. Modified SEAM 1/2 is an oil-in-water emulsion comprising 5% (v/v) squalene, 1% (v/v) SPAN 85 detergent, 0.7% (v/v) Tween 80 detergent, 2.5% (v/v) ethanol, 100 µg/ml Quil A, and 50 µg/ml cholesterol. Other immunomodulatory agents that can be included in the vaccine include, e.g., one or more interleukins, interferons, or other known cytokines.

SARS coronavirus vectors also provide a system for the incorporation and expression of one or more heterologous nucleic acids, as coronaviruses contain a polycistronic genome organization and synthesize multiple subgenomic-

length mRNAs (Enjuanes and van der Zeijst (1995) In: S. G. Siddell (ed.), *The Coronaviridae*. Plenum Press, New York, N.Y., p. 337-376).

In certain embodiments, the present invention describes the assembly of recombinant transmissible virus and replicons that express heterologous nucleic acids, which can be used to deliver such nucleic acids and/or make vaccines/immunogenic compositions against homologous and heterologous pathogens (Agapov et al. (1998) *Proc. Natl. Acad. Sci. USA* 95:12989-12994; Balasuriya et al. (2000) *J. Virol.* 74:10623-10630; Berglund et al. (1998) *Nat. Biotechnol.* 16:562-565; Bredenbeek et al. (1993) *J. Virol.* 67:6439-6446; DiCiommo and Bremner (1998) *J. Biol. Chem.* 273:18060-18066; Dolkenmaier et al. (2001) *Virology* 281:216-230; Dubensky et al. (1996) *J. Virol.* 70:508-519; Hevey et al. (1998) *Virology* 251:28-37; Johanning et al. (1995) *Nucleic Acids Res.* 23:1495-1501; Khromykh (2000) *Curr. Opin. Mol. Ther.* 2:555-569; Khromykh and Westaway (1997) *J. Virol.* 71:1497-1505; Liljestrom and Garoff (1991) *Bio/Technology* 9:1356-1361; Percy et al. (1992) *J. Virol.* 66:5040-5046; Porter, et al. (1993) *J. Virol.* 67:3712-3719; Pushko et al. (2000) *Vaccine* 19:142-153; Schultz-Cherry et al. (2000) *Virology* 278:55-59; Varnavski and Khromykh (1999) *Virology* 255:366-375; Varnavski et al. (2000) *J. Virol.* 74:4394-4403).

The use of replicons as a vaccine delivery system offers a number of important advantages over the use of live, attenuated virus vaccines, which are capable of independent spread and recombination with wild-type virus populations. Replicon vectors are an inherently safer alternative to the use of live, attenuated virus vaccines due to the lack of progeny virus production. In addition, high-level expression of heterologous nucleic acids can result in the use of a relatively low dose of virus replicon particles (VRPs) for vaccination and immune induction. Moreover, gene order rearranged and/or otherwise attenuated replicon particles will be inherently more stable and less pathogenic than attenuated wild-type strains.

Thus, the present invention also provides a method of introducing a heterologous RNA into a subject, comprising administering to the subject an effective amount of the particles and/or the populations and/or compositions of this invention comprising these particles or populations. The heterologous RNA can encode any protein or peptide or anti-sense sequence or ribozyme and can be administered to impart any type of effect (e.g., immunological or therapeutic, etc.).

The production of virus replicon particles is well known in the art for a variety of virus systems, including coronaviruses (see, e.g., Curtis et al. (2002) *J. Virol.* 76:1422-1434; PCT Publication No. WO 02/086068, the entire contents of each of which are incorporated by reference herein). The present invention can also be implemented in any of a variety of ways, including by techniques, compositions and formulations known in the art (see, e.g., U.S. Pat. No. 6,593,311 to Baric et al.; U.S. Pat. No. 6,156,558 to Johnston et al.; and U.S. Pat. No. 5,639,650 to Johnston et al.; U.S. Pat. No. 6,342,372 to Dubensky et al.) modified in light of the teachings set forth herein. Applicants specifically intend that the disclosures of all United States patent references and patent publications cited herein be incorporated herein by reference in their entirety.

The synthesis of large RNA transcripts (~27 to 29 kb) in vitro is problematic, and the electroporation of such large RNA constructs, even in the presence of enhancing N transcripts, has also proven difficult, resulting in a 1% transfection efficiency. Therefore, transfecting cells with helper pack-

aging constructs and subsequently passing the coronavirus VRPs in the presence of VEE-(E) VRPs can address this issue. In this way, VRPs can be amplified and high concentrations may amplify replicon titers for future applications. In addition, the use of a DNA launch platform, such as with a cytomegalovirus promoter, may be used to overcome any problems associated with an RNA launch system.

The strategy presented herein for the assembly of SARS replicon constructs was based on a similar strategy for the construction of TGEV cDNA, employing six cDNA sub-clones that span the entire length of the SARS genome (see Yount et al. *J. Virol.* 74:10600-10611 (2000)). Each fragment is flanked by restriction sites that leave unique interconnecting junctions of 3 or 4 nt in length. These sticky ends are not complementary to most other sticky ends generated with the same enzyme at other sites in the DNA, allowing for the systematic assembly of SARS cDNAs by in vitro ligation.

The infectious, replication defective, coronavirus particles can be prepared according to the methods disclosed herein in combination with techniques known to those skilled in the art. As one example, the method can comprise a) introducing into a coronavirus-permissive cell 1) a SARS coronavirus replicon RNA comprising a coronavirus packaging signal and a heterologous RNA, a first helper RNA encoding at least one coronavirus structural protein and a second (and possibly third, fourth, etc.) helper RNA encoding at least one coronavirus structural protein that is different from that encoded by the first helper RNA; b) producing the coronavirus particles in the cell; and c) optionally collecting the particles from the cell. The step of introducing the replicon RNA and helper RNA(s) into the coronavirus-permissive cell can be carried out according to any suitable means known to those skilled in the art. For example, uptake of the RNA into the cell can be achieved by any suitable means, such as for example, by treating the cells with DEAE-dextran, treating the cells with "LIPOFECTIN™," and/or by electroporation, with electroporation being the currently preferred means. These techniques are well known in the art. See e.g., U.S. Pat. No. 5,185,440 to Davis et al., and PCT Publication No. WO 92/10578 to Bioption AB, the disclosures of which are incorporated herein by reference in their entirety. Alternatively, a DNA encoding the replicon RNA and/or a DNA encoding the helper RNA(s) can be introduced into the cell according to known methods and the DNA can be transcribed into RNA within the cell.

The present invention also provides methods for producing SARS coronavirus replicon particles, as well as helper RNAs and helper cells employed in the production. Thus, in further embodiments, the present invention provides a helper cell for producing an infectious, multiplication-defective, coronavirus particle, comprising: (a) a SARS coronavirus replicon RNA comprising a SARS coronavirus packaging signal and a heterologous RNA sequence, wherein said replicon RNA further lacks a sequence encoding at least one coronavirus structural protein; and (b) at least one separate helper RNA encoding the at least one structural protein absent from the replicon RNA, said helper RNA lacking a coronavirus packaging signal; wherein the combined expression of the replicon RNA and the helper RNA produces an infectious, multiplication-defective coronavirus particle.

As noted above, the replicon RNA can further comprise a sequence encoding at least one of the coronavirus structural proteins, provided that the replicon RNA does not comprise nucleic acid encoding all of the coronavirus structural proteins.

In the helper cells of this invention, the helper RNA can comprise a nucleic acid sequence encoding a coronavirus

structural protein that can be E, M, N, S, or any combination thereof, provided that the helper RNA does not comprise nucleic acid encoding all of the coronavirus structural proteins. The nucleic acid encoding the coronavirus structural protein can be from a coronavirus that can be SARS coronavirus, human respiratory coronavirus, mouse hepatitis virus, porcine transmissible gastroenteritis virus, porcine respiratory coronavirus, canine coronavirus, feline enteric coronavirus, feline infectious peritonitis virus, rabbit coronavirus, murine hepatitis virus, sialodacryoadenitis virus, porcine hemagglutinating encephalomyelitis virus, bovine coronavirus, avian infectious bronchitis virus, turkey coronavirus and/or any other coronavirus now known or later identified, as well as combinations thereof, thereby resulting in chimeric coronavirus particles.

Furthermore, the helper RNA can comprise nucleic acid of any other non-coronavirus, including, but not limited to, vaccinia virus, alphavirus, flavivirus, vesicular stomatitis virus, poxvirus, adenovirus, herpesvirus, paramyxovirus, parvovirus, papovavirus, adeno-associated virus, and retrovirus. The helper RNA can also be a vector of non-viral origin that provides nucleic acid encoding the coronavirus structural protein(s) not present on the replicon RNA in the helper cell.

In certain embodiments, the replicon RNA and/or the helper RNA contains at least one attenuating gene order rearrangement among the 3A, 3B, HP, S, E, M and N genes. Helper or replicon RNAs (and their corresponding DNAs) that contain two or more genes optionally but preferably include a gene order rearrangement to attenuate (e.g., reduce the virulence) as compared to a corresponding wild-type virus that does not contain such a gene order rearrangement (i.e., comparing a virus with all of the necessary genes and the order rearrangement with a wild-type virus). Depending upon the number of genes within the helper or replicon RNA, it may contain two, three, or four or more gene order rearrangements. The wild-type gene order, from 5' to 3', is: S, 3A, 3B, E, M, N, and HP. For example, modified orders for the replicon RNA, when the helper RNA(s) contains the E gene, may include: S, 3B, M, N, HP and 3A; 3A, 3B, M, N, HP and S; S, 3A, 3B, N, HP, and M; etc. In other embodiments, the E gene may be provided alone on the replicon RNA, and the helper RNA(s) may contain the genes described above in the orders given above. Modified orders for the replicon RNA, when the helper RNA(s) contains the M and N (in natural or reverse order) genes, may include: 3A, 3B, E, S and HP; S, E, 3A, 3B, and HP; S, 3A, 3B, E, and HP; S, E, HP, 3A, and 3B, etc. In other embodiments, the replicon RNA may contain the M and N genes (in natural or reverse orders), and the remaining genes may be provided on the helper RNA(s) in orders such as given above. In still other embodiments, where the helper RNA(s) contains the S gene, the replicon RNA may contain the remaining genes in the order 3B 3A, E, M, N, and HP; 3A, 3B, E, N, M, and HP; 3B, 3A, E, N, M, and HP; etc. Again, the replicon RNA may contain the S gene, and the helper RNA(s) may contain the remaining genes in the orders given above. The 3A, 3B, and HP genes are nonessential and some or all may be deleted, or they may be included in an alternate order to serve as attenuating mutations. The genes may be divided among multiple helper RNAs, some or all of which contain gene order rearrangements. The foregoing examples are merely illustrative, and numerous additional variations will be readily apparent to those skilled in the art.

In other embodiments, an attenuating mutation can be introduced by deleting one or more of the nonessential genes 3A, 3B, and HP.

In additional embodiments of the helper cells of this invention, the helper RNA(s) and/or the replicon RNA can comprise a promoter.

Additionally provided herein as an embodiment of this invention is a DNA encoding a helper RNA of this invention and a helper cell comprising said helper RNA-encoding DNA, as well as a DNA encoding a replicon RNA of this invention and a helper cell comprising said replicon-encoding DNA. The DNA can be present in the cell transiently or in a stably transformed state. The DNAs of this invention can further comprise a promoter to direct the transcription of the helper RNA and the replicon RNA, respectively, in the helper cell.

A further embodiment of this invention is a method of making infectious, multiplication-defective, coronavirus particles, comprising: a) providing the helper cells of this invention; and b) producing coronavirus particles in the helper cell. Optionally, the particles can be collected from the cells.

In certain embodiments, the helper cell can be provided by introducing the replicon RNA and/or the helper RNA into the helper cell by electroporation. However, the replicon RNA and/or helper RNA, as well as their respective DNAs can be introduced into the helper cell according to any methods known in the art for introducing nucleic acid into a cell. The nucleic acids can be present in the helper cell transiently or as stable transformants.

The present invention additionally provides infectious coronavirus particles produced by the methods of this invention.

The step of producing the infectious viral particles in the helper cells can also be carried out using conventional techniques. See e.g., U.S. Pat. No. 5,185,440 to Davis et al., PCT Publication No. WO 92/10578 to Bioption AB, and U.S. Pat. No. 4,650,764 to Temin et al. (although Temin et al. relates to retroviruses rather than coronaviruses). The infectious viral particles may be produced by standard cell culture growth techniques.

The step of collecting the infectious coronavirus particles can also be carried out using conventional techniques. For example, the infectious particles can be collected by cell lysis, or collection of the supernatant of the cell culture, as is known in the art. See e.g., U.S. Pat. No. 5,185,440 to Davis et al., PCT Publication No. WO 92/10578 to Bioption AB, and U.S. Pat. No. 4,650,764 to Temin et al. (although Temin et al. relates to retroviruses rather than coronaviruses). Other suitable techniques will be known to those skilled in the art. Optionally, the collected infectious coronavirus particles can be purified if desired. Suitable purification techniques are well known to those skilled in the art.

In some embodiments, VEE replicon vectors can be used to express coronavirus structural genes in producing combination vaccines. Dendritic cells, which are professional antigen-presenting cells and potent inducers of T-cell responses to viral antigens, are preferred targets of VEE and VEE replicon particle infection, while SARS coronavirus targets the mucosal surfaces of the respiratory and gastrointestinal tract. As the VEE and SARS replicon RNAs synergistically interact, two-vector vaccine systems are feasible that may result in increased immunogenicity when compared with either vector alone. Combination prime-boost vaccines (e.g., DNA immunization and vaccinia virus vectors) have dramatically enhanced the immune response (notably cellular responses) against target papillomavirus and lentivirus antigens compared to single-immunization regimens (Chen et al. (2000) *Vaccine* 18:2015-2022; Gonzalo et al. (1999) *Vaccine* 17:887-892; Hanke et al. (1998) *Vaccine* 16:439-445; Pancholi et al. (2000) *J. Infect. Dis.* 182:18-27). Using different

recombinant viral vectors (influenza and vaccinia) to prime and boost may also synergistically enhance the immune response, sometimes by an order of magnitude or more (Gonzalo, et al. (1999) *Vaccine* 17:887-892). Thus, the present invention also provides methods of combining different recombinant viral vectors (e.g., VEE and SARS) in prime boost protocols.

The examples, which follow, are set forth to illustrate the present invention, and are not to be construed as limiting thereof. In the following examples, mM means milli molar, µg means microgram, µl means milliliter, µl means microliter, V means volt, µF means microfarad, cm means centimeter, h means hour, ORF means open reading frame, GFP means green fluorescent protein, PBS means phosphate-buffered saline, M means molar, means second, nt means nucleotide, and min means minute.

EXAMPLES

Example 1

Production of Full-Length Infectious cDNA of SARS Coronavirus

Virus and Cells. The Urbani, Tor-2 and Tor-7 Canadian strains of SARS-CoV were propagated on VeroE6 cells in Eagle's MEM supplemented with 10% fetal calf serum and kanamycin (0.25 µg/ml) and gentamycin (0.05 µg/ml) at 37° C. in a humidified CO₂ incubator (Tor isolates were kindly provided by H. Feldmann). For virus growth, cultures of VeroE6 cells were infected at a multiplicity of infection (MOI) of 5 for 1 hr and samples were titered by plaque assay. At 1 hr postinfection, some cultures were treated with the cysteine protease inhibitor E64-d ({2S, 3S}-trans-epoxysuccinyl-L-leucylamido-3-methylbutane ethyl ester) at a concentration of 500 µg/ml. Virus plaques were visualized by neutral red staining at 2 days postinfection.

Strategy for Cloning the SARS-CoV cDNAs. Reverse transcription was performed using Superscript II™, oligodeoxy-nucleotide primers and intracellular RNA from SARS infected cultures [17, 18]. The cDNA was denatured for 2 min at 94° C. and amplified by PCR with Expand Long TAQ polymerase (Boehringer Mannheim Biochemical) for 25 cycles at 94° C. for 30 sec, 58° C. for 25-30 sec and 68° C. for 1-7 min. The amplicons were cloned into Topo II TA (Invitrogen) (SARS subclones D-F) or in pSMART vectors (Lucigen) (SARS subclones A-C). All cDNAs were assembled as consensus sequences based on independent sequence analysis of 4-7 sibling clones and the reported Urbani sequence [8]. The following primers were used in the isolation of the SARS A subclone (forward: tactaatacgaactactatagatattag-gtttttacctaccagg-1, SEQ ID NO:22; reverse: acaccatagcaac-gatgcc-4452, SEQ ID NO:23), SARS B subclone (forward: gcctatatgatggatgttagat-4359, SEQ ID NO:24; reverse: tgaaccgcccagctggtetaaac-8727), SEQ ID NO:25, SARS C subclone (forward: agccagcgtggcgggtcatac-8710, SEQ ID NO:26; reverse: aggcctcttggcagtgccataag-12,085, SEQ ID NO:27), SARS D subclone (forward: actgcccaagatgcctat-gagc-12,070, SEQ ID NO:28; reverse: cagccaggaggcagact-tcacaacc-18,939, SEQ ID NO:29), SARS E subclone (forward: gtctgcccctctgctgataagtccag-18,923, SEQ ID NO:30; reverse: gagcagccgtgtgagcagcaat-24066, SEQ ID NO:31) and SARS F subclone (forward: attgctgctacacggctgctc-24,045, SEQ ID NO:32; reverse: (ttt)-gtcattctctaagaagc-29,710, SEQ ID NO:33).

To repair sibling clones, primer pairs were designed that contained a Class IIS restriction enzyme (e.g., AarI). Using

high fidelity PCR, the consensus portions of different sibling clones were amplified, digested with AarI and ligated into plasmid. The AarI junctions were designed to seamlessly link consensus fragments, resulting in the production of a full-length cDNA [17]. Using an automated ABI DNA sequencer, 2-3 candidate DNAs were sequenced to identify the consensus clone.

Systematic Assembly of a Full-Length SARS-CoV cDNA. The SARS A through F inserts were restricted, separated through 0.8% agarose gels, visualized with a Darkreader Lightbox (Claire Chemical), excised, and purified using the Qiaex II DNA purification kit. The SARS A+B, C+D and E+F subclones were ligated overnight and isolated [17, 18]. The SARS AB+CD+EF cDNAs were ligated overnight at 4° C., phenol/chloroform extracted and precipitated under isopropyl alcohol. Full-length transcripts were generated in vitro as described by the manufacturer (Ambion, mMessage mMachine) with certain modifications [17]. For SARS N transcripts, 1 µg of plasmid DNA encoding the N gene (primer: 5'-nnggcctcgatggccatttaggtgacactatagatgtctgataatggacccc-aatc-3'; SEQ ID NO:34 and reverse primer 5'-nnntttttttttttttttttttttatgcctgagttcaatcagcag-3'; SEQ ID NO:35) was transcribed by SP6 RNA polymerase with a 2:1 ratio of cap analog to GTP.

Transfection of Full-Length Transcripts. RNA transcripts were added to 800 µl of the BHK cell suspension (8.0×10⁶) in an electroporation cuvette and three electrical pulses of 850 V at 25 µF were given with a Gene Pulser II electroporator (BioRad) [17, 18]. The transfected BHK cells were seeded with 1.0-2.0×10⁶ uninfected Vero E6 cells in a 75 cm² flask and incubated at 37° C. for 2 days. Virus progeny were then passaged in Vero E6 cells at ~30 hr intervals and purified by plaque assay.

Detection of Marker Mutations Inserted in icSARS-CoV. Intracellular RNA was isolated from either wild type or icSARS-CoV infected cells at 24 hrs postinfection. After RT-PCR, a 1668 nt amplicon (nt position 1007-2675) was obtained, spanning the BglI site at position 1572 that had been ablated in the icSARS-CoV component clones, but not wild type SARS-CoV. Other PCR products included a 799 nt amplicon spanning the SARS-CoV B/C junction (nt position 8381-9180), a 544 nt amplicon (nt position 11,721-12,265) spanning the SARS-CoV C/D junction, a 652 nt amplicon spanning the SARS-CoV D/E junction, and a 1594 nt amplicon (nt position 23,665-25,259) spanning the SARS-CoV E/F junction. The 1594 nt SARS E/F junction-containing amplicon was subcloned and sequenced.

RT-PCR of Leader-containing Transcripts. Leader containing amplicons were obtained from wild type and icSARS-CoV infected cells using primers at the 3' end of the genome (5'-ttttttttttttttttttttgtcattctcctaagaagc-3'; SEQ ID NO:36) and in the SARS leader RNA sequence (5'-aaagccaaccaacctc-gatc-3'; SEQ ID NO:37). Leader-containing amplicons were excised from gels, subcloned into TopoII vectors and sequenced using appropriate primers.

Assembly of Coronavirus Full Length cDNAs. Rapid response and control of exigent emerging pathogens requires an approach to rapidly generate full-length infectious cDNAs that afford genetic control over the genome. Full-length infectious cDNAs were isolated for TGEV, HCoV-229E, IBV and MHV strain A59 [17-21]. The approach described herein has been to isolate a panel of cDNAs spanning the entire coronavirus genome, which can be systematically and directionally assembled into a genome-length cDNA by in vitro ligation [17, 18].

Patterned after the strategy devised for TGEV [18], the SARS genome was cloned by RT-PCR as six contiguous

subclones linked by unique Bgl I restriction endonuclease sites. Bgl I is a class IIS restriction endonuclease that cleaves the symmetrical sequence GCCNNNN¹NGGC (SEQ ID NO:38), but leaves 64 different asymmetrical ends. Consequently, pairs of contiguous subclones encoded junctions that allow unidirectional assembly of intermediates into a full-length cDNA. Two Bgl I junctions were derived from sites encoded within the SARS-CoV genome at positions nt 4373 (A/B junction) and nt 12,065 (C/D junction) [8-10]. A third Bgl I site at position nt 1557 was removed and new Bgl I sites were inserted by the introduction of silent mutations into the SARS-CoV sequence at positions nt 8700 (B/C junction), nt 18,916 (D/E junction) and at nt 24,040 (E/F junction). These mutations are shown in the Sequence Listing as SEQ ID NOs:10-14. SARS-CoV sequence toxicity was circumvented by disruption of toxic domains and the use of stable cloning vectors [17]. The resulting cDNAs include SARS A (nt 1-4436), SARS B (nt 4344-8712), SARS C (nt 8695-12,070), SARS D (nt 12,055-18,924), SARS E (nt 18,907-24,051) and SARS F (nt 24,030-29,736) subclones. The SARS A subclone contains a T7 promoter and the SARS F subclone terminates in 21 Ts, allowing for in vitro transcription of capped, polyadenylated transcripts.

Numerous mutations were noted in each of the four to seven sibling subclones encoding a given SARS cDNA. To rapidly assemble a consensus clone, the "No See'm" approach was used with another group of class IIS restriction endonucleases that cut at asymmetric sites and leave asymmetric ends. These enzymes cut strand specific and allow the seamless ligation of cDNAs with the loss of the restriction site used to join two component clones [17]. As illustrated with the SARS F sibling clones, primer pairs were designed that contained terminal Aar I (CACCTGCNNN¹NNNN, SEQ ID NO:39) sites that flanked each of the various consensus portions of different sibling clones. In some instances (amplicons 3 and 2 in sibling clones 1 and 4, respectively), primers were also designed to repair specific mutations located near the ends of a given amplicon. The combination of high fidelity PCR, oligonucleotide primer repair and the seamless ligation of sequence fragments [17], rapidly generated Urbani consensus cDNAs for each of the SARS A, B, C, D, E and F subclones. Silent changes retained in the full length construct included an A to G change at nt position 6460, a T to C change at nt position 14,178, a T to C change at nt position 15,740, a C to T change at nt position 19,814, an A to G change at nt position 20,528 and a T to C change at nt position 20,555. These mutations are shown in the Sequence Listing as SEQ ID NOs:15-21.

Rescue of Molecularly Cloned SARS-CoV. To build full length SARS-CoV cDNAs, individual subclones were digested with the appropriate restriction enzymes, ligated together in vitro and used as template for in vitro transcription with the T7 RNA polymerase. Since N transcripts enhance RNA transfection efficiencies of TGEV and MHV [17,22], and are essential for IBV transcript infectivity [20], SARS-CoV full-length transcripts were either electroporated into cells alone or mixed with SARS-CoV N transcripts. Within 48 hrs post transfection, SARS-CoV infected cells were detected by fluorescent antibody staining. Infectious virus (icSARS-CoV) titers approached 1.0×10^6 PFU/ml at 48 hrs postinfection in the mixed transcript transfected cultures. Recombinant viruses were also detected in cultures transfected with genome-length SARS transcripts alone, but titers were reduced. As described with MHV [17], SARS N transcripts may enhance infectivity of SARS full-length transcripts, but are not essential. The molecular cloned viruses were plaque purified in VeroE6 cells and produced similar sized plaques as wild type SARS Urbani.

icSARS CoV Marker Mutations. Rescued icSARS-CoV, but not wild type SARS-CoV should contain several Bgl I sites that were engineered as junctions between the SARS B/C, D/E and E/F subclones and lack the Bgl I site at nt position 1557. Intracellular RNA was isolated from infected cultures, RT-PCR amplified using primer pairs flanking these various sites and subjected to restriction fragment length polymorphism (RFLP) analysis with Bgl I. Clearly, icSARS-CoV contained the marker mutations inserted within and between the component clones. To confirm these findings, selected amplicons were cloned and sequenced, demonstrating that the icSARS-CoV originated from transcripts derived from the full-length cDNA construct.

Phenotype of Rescued icSARS-CoV. Cultures of cells were infected with an MOI of 5. In untreated cultures, intracellular RNA and virus titers were determined as described herein. At 1 hr, cultures were treated with E64-d at a concentration of 500 μ g/ml and virus titers determined by plaque assay in VeroE6 cells.

The recombinant icSARS CoV isolate replicated as efficiently as wild type Urbani, but less efficiently than the Canadian isolates, Tor-2 and Tor-7 SARS-CoV. These data demonstrate that the introduced alterations were not debilitating to virus growth in culture as both replicated to titers of about 10^7 within ~24-48 hrs postinfection. To further characterize the transcription strategy of SARS-CoV, intracellular RNA was isolated from Urbani wild type and icSARS-CoV-infected cultures. Following RT-PCR amplification of leader containing amplicons, sequence analysis indicated that wild type and icSARS-CoV subgenomic transcripts originated at identical CS sites, defined by the core sequence ACGAAC, as illustrated by leader-containing transcripts encoding X1, E, M, X3 and X4. SARS S and N encoding transcripts initiated subgenomic transcription at similar CS sites. This sequence represents a truncation of the AAACGAAC CS site that had been predicted by Rota et al., 2003 and is different from the group I, II and III coronavirus CS sequences, CUAAAC (TGEV), UCTAAAC (MHV), and CUUAACAA (IBV), respectively. Although previous studies had suggested that the SARS E protein and ORF X3 might be expressed from polycistronic mRNA, these findings indicate that independent transcripts are initiated at the core CS sequence ACGAAC noted at nt positions 26,109 for E transcripts and 26,913 for ORF X3 transcripts, respectively.

In vitro inhibition of SARS-CoV Replication. Given the high virulence of SARS-CoV infection in humans, antiviral drugs will be required to reduce the scope and severity of disease. In MHV, the cysteine proteinase inhibitor E64-d blocks replicase polyprotein processing and thereby inhibits viral RNA synthesis and virus growth [11]. To determine if icSARS-CoV was susceptible to the inhibitory effects of E64-d, growth analysis was performed in the presence and absence of 500 μ g/ml of drug. In the absence of E64-d, wild type and icSARS-CoV grew to equivalent titers of $\sim 1.0 \times 10^7$ PFU/ml after 24-48 hrs postinfection. Treatment of cells with a single dose of E64-d at 1 hr pi resulted in almost complete elimination of viral CPE and viral antigen expression and a significant ~3-4 log reduction in virus yield for both wild type SARS-CoV and icSARS-CoV at 24 and 48 hrs postinfection.

Example 2

Development of SARS Virus Single Hit Replicon Vector Vaccines

SARS Replicon Particle Assembly. Viral replicon particles are single hit vectors that are incapable of spreading beyond the site of initial infection and are novel vaccine candidates for human and animal diseases. The SARS single hit replicon particles will be produced in the helper cells as described

herein. Specifically, the SARS E, M, S and/or N structural proteins will be produced in helper cells from helper RNA or DNA, e.g., VEE VRPs, noncytotoxic Sindbis virus replicons, BAC or vaccinia vectors, CMV eukaryotic expression plasmids, etc., using standard protocols in order to provide SARS coronavirus structural proteins in trans for assembly of coronavirus replicon particles in helper cells. The SARS E, M, S and/or N coding sequences will be deleted from the replicon RNA and one or more heterologous coding sequences will be inserted into the replicon RNA. The replicon RNA will be packaged into coronavirus particles in the helper cells. Populations of the particles produced in the helper cells as described herein can be tested for the ability to maintain only a single round of infection by passage on coronavirus-permissive cells.

Cell Preparation: VERO E6 Cells Expressing SARS E protein or M glycoprotein. Sindbis noncytotoxic replicon vectors (pSinRep) induce persistent infections in VERO and BHK cells, and constitutively express resistance to puromycin and a foreign gene of interest. These vectors have been used to constitutively express human CEA receptors in BHK cells, converting these cells to susceptible hosts for the MHV host range mutant V51. SARS E and M coding sequences will be inserted into pSinRep or CMV expression vectors, VERO E6 cells will be transfected and selected with puromycin (or G-418 for CMV vectors) for clones that stably express high concentrations of selected SARS structural proteins. The SARS E protein and M glycoprotein will also be expressed from VEE VRPs, and inoculated into mice for the production of monospecific antisera against each of these proteins. VEE VRPs have been used to produce high titer antiserum against Norovirus antigens, as well as the TGEV M and N proteins. Using flow cytometry and polyspecific antisera directed against the SARS E protein and M glycoprotein, enrichment for cells expressing high or low levels of the desired protein will be carried out. As VERO E6 cells are susceptible hosts for SARS replication, these cells will allow for additional rounds of infection with SARS VRPs with subsequent packaging and release of progeny VRPs.

SARS Vector Replicon Design: First, a determination will be carried out regarding whether any of the group specific ORFs (X1-X5) can be deleted and replaced with either luciferase or GFP. Specifically, the focus will be on ORFs X1, X4 and X5 because of their position in the genome and the possibility that they encode luxury functions that are not essential for replication in vitro. The overall goal is to identify a group specific ORF that can be deleted and replaced with an indicator gene that allows for easy visualization of replication and gene expression. Such mutants will also be of value for drug screening. Essential points in these experiments are to leave the CS and surrounding flanking sequences intact, so that foreign gene expression is maximized. A second issue is that foreign genes may encode noncanonical CS sites that are transcriptionally active. To circumvent this problem, noncanonical "TAAACGAAC" CS sites in GFP or luciferase will be altered at the 3rd codon to prevent spurious expression of cryptic subgenomic RNAs. Growth curves will be performed to determine if rescued viruses replicate at equivalent levels with wild type SARS coronavirus and cultures will be examined for GFP or luciferase expression. The most viable of the ORFX1-X3 constructs will be used for future studies.

SARS replicon genomes will be assembled by systematically deleting the E and/or M genes using the No See'm Strategy described in Yount et al. (2002). These constructs will be built within a backbone that encodes the luciferase gene as described above. In the case of M, the M ORF will be deleted and GFP or luciferase will be inserted, leaving the M

CS site intact. In the latter two instances, this approach will allow for coordinated and equivalent levels of expression of upstream genes, while inserting a heterologous foreign nucleic acid for easy quantitation of VRP titers.

SARS replicon constructs will be assembled as described, except that Not 1 sites will be encrypted at the 5' end of Clone A and 3' end of Clone F. Following assembly, the DNA will be restricted with Not 1 and inserted into BAC vectors. This allows for BAC propagation in bacteria and circumvents tedious reconstructions of SARS replicon constructs. The stability of these BAC vectors will be evaluated by serial passage and sequence analysis.

Stable VRP Single Hit Expression Vectors. Successful development of stable single hit SARS replicon vectors will be demonstrated by standard approaches. To titer VRP stocks, quantitative methods have been developed that rely on serial dilution and counting cells expressing nucleic acid encoding GFP or viral and heterologous antigens by fluorescent antibody staining in a number of randomly chosen but defined (μm^2) fields. Titers are estimated by counting the number of fluorescent cells in a known area, statistically determining the mean and then adjusting for total area of the plate. Alternatively, viral VRP stocks can be quantified by endpoint PCR or quantitative PCR, potentially compromised by an unknown particle/PFU ratio. It is expected that the SARS M glycoprotein and E protein will be essential for assembly and release, based upon experience with TGEV. However, it has been suggested that SARS is more closely akin to the group II coronaviruses like MHV, so it is also possible that SARS E protein may be nonessential for packaging and release.

A number of VRP phenotypes will be analyzed. The SARS VRPs lacking E protein should be single hit vectors in VERO E6 cells, but should serially passage in VERO E6 cells expressing E in trans. Similarly, SARS VRPs lacking M glycoprotein should be packaged and released from VERO E6 cells expressing M, but not E. SARS VRP protein expression will be determined by Western Blot assays, to determine if E or M excision alters expression levels of other SARS structural and nonstructural ORFs as compared with wild type. This will be accomplished with antiserum generated from the VEE VRPs inoculated into mice. GFP or luciferase expression will be measured by fluorescence and Western Blot assays, using commercially available antibodies and screens. The ability of different packaging cell lines (e.g., alphavirus vectored, CMV vectored) to support the production of high titered SARS VRPs will be compared. RNA recombination is always a concern with a vectored packaging cell lines, so progeny VRPs will be isolated and passaged several fold in a packaging cell line and passaged onto control cells lacking the appropriate structural protein in trans.

SARS-CoV Recombinant Protein Assays. Venezuelan equine encephalitis virus (VEE) is a member of the alphavirus genus of the family *Togaviridae*. The virus consists of an icosahedral nucleocapsid composed of 240 copies of the capsid protein (C) surrounded by an envelope containing spikes formed from two glycoproteins, E1 and E2. The VEE genome is a positive sense single stranded RNA of 11.5 kb, which replicates through a minus strand intermediate. A subgenomic 26S mRNA, transcribed from the 26S promoter resident internally on the minus strand, encodes the structural proteins and is synthesized at $\sim 10\times$ molar excess relative to genome. Four nonstructural replicase proteins (nsp1-4) mediate all transcription steps, which occur in the cell cytoplasm, and virus budding is at the plasma membrane.

The VEE genome, when introduced into a cell, can be viewed as a highly efficient machine for the production of large amounts of its own structural proteins through the tran-

scription of a subgenomic mRNA encoding these proteins. If a nucleic acid of interest is substituted for the structural protein genes, then the VEE replicative machine expresses high levels of that gene product. In the VEE replicon vaccine vectors, an immunizing gene is substituted for the structural protein genes. Upon electroporation of replicon RNA into cells, the VEE replication machinery produces high levels of the subgenomic mRNA and vectored gene product. However, as the structural protein genes are not present in the replicon RNA, no new virus particles are released. One can package the replicon into "replicon particles" by supplying the structural proteins in trans from helper RNAs. The replicase proteins encoded on the replicon RNA provide the machinery for replicating the helper RNAs, while the structural proteins encoded by the helpers encapsidate and envelope the replicon RNA. Only the replicon RNA is packaged into VEE replicon particles (VRP), because only the replicon RNA contains the cis-acting packaging signal. When VRPs infect another cell, either in culture or in vivo, the replicon RNA synthesizes high levels of the gene product, but no new replicon particles are formed due the absence of the structural protein genes. Therefore, these vectors are not cell to cell transmitted.

Alphavirus Vectored Expression of Recombinant SARS-CoV Proteins. The SARS S, E, N, M, and the group specific ORFs were cloned into VEE and packaged into VRPs. Following infection with VRP-S and VRP-N, cultures were radiolabeled with ³⁵S-Met from 12-16 hrs post infection, resulting in the expression of a SARS 46 kDa N protein and a ~177/205 kDa S glycoprotein. VRP-E and VRP-M also expressed appropriately sized products using these conditions. Various VRP-group specific ORFs have also been inoculated into mice and cells. These data suggest 1) VRP immunization induced significant antibodies to authentic S protein expressed from three different SARS isolates or with the rescued molecularly cloned icSARS-CoV (Similar results have been obtained with VRP-E, VRP-M and VRP-N antiserum), 2) patient serum was reactive with the S protein expressed by the VRPs and by icSARS-CoV, and 3) SARS ORF3a is immunogenic and detected by convalescent patient serum. The SARS-S gene, designed to produce either membrane-bound or secreted forms, is also available and antiserum against the group specific ORFs is being raised in mice. SARS-CoV PRNT₉₀ titers were ~1:905 with VRP-S vs. <1:80 with VRP-HA (flu HA).

VEE replicon particles (VRPs) expressing the SARS S protein have been constructed and antigen derived from cells infected with these vectors was initially evaluated as a target for EIA assays. Vero cells were infected with VRP-SARS(S) at a MOI of 6.0 for 15 hours and the cells were lysed with 0.5% NP-40. The optimal antigen concentration was found to be a 1:300 dilution. Using this assay, the human convalescent serum was shown to have an endpoint (the last dilution with an O.D. reading ≥ 0.200) anti-SARS virus IgG titer of 1:3200, while serum from two uninfected control individuals had titers of <1:200. Sera from mice that received a primary inoculation of VRP-SARS(S) in the rear footpads, followed by a boost at week 5 post primary inoculation, were evaluated at two weeks post boost and ranged from 1:1600 to 1:6400 (ave.=3300, n=12), while control animals that received VRP expressing the influenza virus A/PR/8 HA gene had titers of 1:100-1:200 (ave=150, n=2). Similar assays were developed for other SARS structural protein, providing a unique panel of reagents to measure immune responses following SARS-CoV infection in rodents.

To perform CTL assays and other immunologic experiments, the SARS S and N proteins were inserted into vaccinia virus vectors.

Deletion of SARS Virus Group Specific ORFs

The SARS virus genome encodes several group specific ORFs at the 3' end of the genome including ORFs 3a/b (X1, X2), 6 (X3), 7a/b (X4), 8a/b (X5) and 9b. By analogy with other coronaviruses, it is believed that one or more of these group specific ORFs encode luxury functions that do not specifically contribute to virus replication in vitro but disable virus pathogenesis in vivo. This invention includes the systematic and combined deletion or knocking out of expression of these various ORFs and rescue of the molecularly cloned viruses containing these genetic lesions. All recombinant viruses are obtained following transfection in Vero cells similar to those certified for cultivation and production of human virus vaccines.

Protocols are carried out wherein the group specific nucleic acid sequences designated ORFs 3a/b, 6, 7a/b, 8 and 9a are deleted. Initially, each of the ORFs is systematically deleted, either by deletion of individual ORFs (ORF3a-X1, ORF6-X3, ORF7a, ORF7b, ORF8a, ORF8b), entire TRS cistrons (e.g., ORF3a/b; ORF7a/b-X4; ORF8a/b-X5), or by mutations that specifically ablate ATG start codons and introduce premature stop codons in an overlapping gene (ORF3b-X2, ORF9b). For deletions, a particular gene and its corresponding CS site (when appropriate) is excised, and the flanking upstream and downstream ORFs seamlessly stitched together. For example, two amplicons are isolated using primer pairs that are designed to contain external Bsa1 sites that are lost but leave complementary four nucleotide asymmetric sites that direct seamless ligation of the SARS CoV ORF 6 and ORF 8 CS sites, simultaneously deleting the entire ORF 7a/b sequence. The ATG start is knocked out and a premature stop is inserted into ORF3a (X1) and ORF6 (X3) because virus phenotypes are not confounded by changes in transcription.

SARS-CoV from civet cats and human patients early in the epidemic contained a 29 bp insertion in ORF8a/b that resulted in a single ORF 8 protein. As it has been suggested that this deletion may have enhanced SARS-CoV pathogenicity in humans and perhaps transmission, the Civet cat full length ORF8 by fusing ORF8a and 8b will be reconstructed by insertion of the 29 bp sequence identified in this virus, with the expectation that the addition of a full-length civet cat ORF8 will attenuate pathogenesis.

In mRNA3 transcripts encoding ORF 3a, ORF 3b is encoded as an overlapping out of frame 124 amino acid ORF that cannot be deleted without removing a significant portion of ORF 3a. If both ORFs encode luxury functions in vitro, recombinant viruses lacking each ORF will be rescued separately. While deletion of ORF 3a is straightforward, ORF 3b also contains ten in frame ATG start codons, thus selective mutagenesis of ORF3b start codons will only N-terminally truncate ORF 3b (if internal ATGs translate efficiently). Consequently, premature ORF3b stop codons will be introduced into the sequence: "25735 CAGTGTGCACAGAT" (SEQ ID NO:40) to "CAGTGTGCACAGAT" (SEQ ID NO:41). This alteration introduces a stop codon that truncates ORF3b after 24 amino acids, but doesn't change the protein sequence of ORF3a. A global approach is to combine this termination codon with additional mutations that destroy the ORF3b ATG start codon at residues 1 and 2, but leave the ORF 3a amino acid sequence intact. Changes will be introduced into the SARS CoV F subclone, which will be re-sequenced and then reassembled into full-length cDNAs. A similar strategy will be used to knockout ORF9b in mRNA9, which also encodes

the N protein (ORF9a). Following in vitro transcription, full-length transcripts will be mixed with N transcripts (to enhance infectivity), introduced into cells by electroporation. Rescued viruses will be quantified by plaque assay.

Deletion of SARS-CoV Group Specific Genes. The SARS-CoV ORF3a (X1), ORF 6 (X3) and ORF 7a/b (X4) domains have been deleted and recombinant viruses have been isolated that replicated in Vero cells. Moreover, ORF7a/b has been replaced with luciferase under control of the 7a/b TRS and is expressed in icSARS-CoV Δ X4 infected cells. Following transfection, leader containing transcripts were identified, and ORF3a/ORF6/ORF 7a/b deletions were confirmed by RT-PCR and sequencing. Passage of progeny virions revealed abundant viral protein expression in icSARS-CoV, icSARS-CoV Δ X3 and Δ X4-infected cultures, although protein expression in icSARS-CoV Δ X1 infected cultures was less robust. At this time it is not possible to determine if this reflected a lower initial transfection efficiency or lower rates of virus replication. The SARS-CoV X1 and X3 ORFs encode interferon antagonist genes. It seems likely that virus growth might be boosted in certain cell types by providing IFN antagonist genes in trans, should the Δ X1 molecularly cloned variant be highly attenuated in replication. Based on findings with other highly pathogenic viruses, the deletion of IFN antagonists should attenuate virus replication and pathogenesis in vitro. More importantly, the data demonstrate the feasibility of using 1) the SARS-CoV cDNA reverse genetics to modify the SARS-CoV genome, 2) that several group specific genes of SARS-CoV encode luxury functions for in vitro growth (ORF3a, ORF3b, ORF6 and ORF7a and ORF7b) and 3) it can be determined if deletion of SARS-CoV IFN antagonist genes and group specific genes attenuate pathogenesis in vivo in the mouse, ferret and eventually primate model for SARS-CoV pathogenesis. Deletion of ORF3a/b (X1 and X2 protein) also results in the rescue of viable progeny viruses, supporting the notion that deletion of multiple accessory (group specific) ORFs still allow for the recovery of robust viruses. All deletion mutants tested replicate to titers in excess of 10^7 PFU/ml in 32 hrs. We have also produced a SARS-CoV isolate expressing GFP from the ORF7a/b location. Recombinant viruses encoding either the Luciferase or GFP indicator molecules provide a rapid screen for identifying compounds that block SARS-CoV replication and gene expression. Reduced expression of either luciferase or GFP in the presence of drug allows for rapid identification of compounds with antiviral activity.

SARS-CoV Minimal Genome Recombinants/Multiple Accessory Gene Knockouts. In addition to deleting each of the group specific ORFs, the nonessential ORFs can be deleted in combination. The goal is to produce a minimal SARS genome lacking as many of the group specific ORFs as possible (SARS Δ 3a/b,6,7a/b,8a/b), while retaining adequate levels of virus replication in vitro. In the case of MHV, deletion of group specific ORFs significantly attenuated MHV pathogenesis in mice and recombinants lacking combinations of group specific genes were generally more attenuated than isolates lacking a single group specific ORF, but not always. No experiments were conducted to determine if mutant-infected animals were protected against wild type challenge.

All TGEV and MHV group specific ORFs were nonessential for in vitro replication and at least ORF3a (X1), ORF3a/3b (X1/X2), ORF6 (X3) and ORF7a/b (X4) are nonessential for SARS-CoV replication. Thus, most, if not all, of the SARS virus group specific ORFs are believed to be capable of being deleted, resulting in a minimal genome that should be attenuated in vivo. Following mutagenesis of the SARS F

subclone, assembly of the cDNAs and electroporation of transcripts, recombinants will be rescued from transfected cultures.

Other attenuating mutations. Mutations can be inserted virtually anywhere in the SARS-CoV genome including the replicase, the replicase ribosome frame shifting site, 5' and 3' transcriptional regulatory sequences, and alterations in the SARS-CoV structural genes as examples.

Characterization of Rescued Viruses. Rescued viruses will be harvested between 24 to 36 hrs post transfection and plaque purified prior to isolating low passage stocks in Vero E6 cells. During production of the recombinant virus stocks, passage numbers will be kept to a minimum so that potential 2nd site compensatory changes that restore virus replication and fitness do not have time to evolve and severely complicate an accurate interpretation of the effects of particular changes on SARS replication fitness.

Genotype Analysis. Plaque purified molecularly cloned viruses will be inoculated into Vero E6 cells and intracellular RNA isolated using Trizol reagents. Using RT-PCR and primer-pairs that flank the various group specific ORFs, the presence or absence of group specific ORFs will be determined in recombinant viruses by size analysis of PCR product and by sequence analysis of amplicons. The S gene through the 3' end of the genome will also be cloned and sequenced to identify potential 2nd site alterations that may have evolved in response to group specific gene deletion. As the gene order has been restructured by deleting various group specific ORFs, it is possible that these rearrangements may restructure TRS networks and the function of individual CS sites involved in the synthesis of a particular subgenomic transcript (most likely a gene upstream or downstream of the deleted ORF). To determine if subgenomic RNA synthesis originated from the appropriate CS sites, leader containing amplicons that flank the various group specific ORF deletions will be RT-PCR cloned and sequenced.

Phenotype Analysis. There are no precise in vitro correlates to in vivo SARS pathogenesis, so a variety of phenotypic characteristics will be measured to provide a global view of rescued-virus fitness in cell culture. Virus growth will be evaluated in culture, as well as plaque morphology. Rescued molecularly cloned viruses will be analyzed for SARS protein expression by immunoprecipitation or Western blots using antiserum from mice inoculated with alphavirus VRPs encoding the various SARS virus structural and group specific ORFs. By immunoblot, the expression of the structural and various group specific nonstructural proteins that are produced following gene deletion will be measured. Northern Blot analysis will be used to identify the viral mRNAs and determine if selected gene deletion(s) alter the molar ratio of the upstream and downstream viral mRNAs. In selected instances, cultures will be radiolabeled with ³H-uridine and the labeling kinetics of viral mRNAs and replicative forms RNAs analyzed. These experiments will also determine 1) deletion effects on RNA expression patterns, and 2) deletion effects on relative molar ratios of mRNA. These experiments will also determine if full length and subgenomic length replicative form RNAs are present in SARS virus infected cells, as shown with other group I and II coronaviruses.

Stability of Rescued Virus with Passage: Compensatory Evolution. TGEV deletion and gene rearranged viruses have been shown to rapidly evolve 2nd site compensatory changes that restore virus growth fitness in vitro. It is believed that the 2nd site changes will subtly alter coronavirus gene networks and protein-protein interactions to restore virus growth in vitro, yet enhance attenuation in animal models by subtly changing the affinity of these highly orchestrated interactions

that influence replication in the human host. To test this hypothesis, the most debilitated rescued viruses that have deletions in one or more group specific ORFs will be tested. Recombinant viruses will be inoculated onto Vero E6 cells and progeny viruses passaged into fresh cultures at 24 hrs intervals. After 15-20 passages, progeny virus will be plaque purified and compared to wild type virus by growth curves and gene expression patterns. The corresponding SARS E and F genome fragments will be cloned and sequenced. Consensus SARS E and F subclones will be assembled into the full length cDNA to identify the exact 2nd site mutations that restore replication fitness. In the case of multiple alterations, the mutation that confers the strongest fitness recovery phenotype will be tracked. Although replicase mutations may also restore growth, preliminary data suggests that most of the compensatory changes will cluster at the 3' end of the genome.

Rewiring the Coronavirus Genome. Mutation in the SARS Transcription Regulatory Sequence Attenuates Replication and Recombination. Live virus vaccine development provides an approach for identifying virulence alleles and pathogenic determinants, providing a template our understanding viral pathogenesis. Live viruses that lack several of the SARS-CoV group specific ORFs have been rescued, and are being tested for whether such viruses are attenuated.

The coronavirus TRS includes the highly conserved CS and flanking sequences, which regulate the efficiency of coronavirus transcription. It is believed that 1) mutations in the leader and body CS will attenuate SARS-CoV gene expression, and 2) SARS-CoV CS regulatory networks can be rewired, making these rescued viruses highly resistant to RNA recombination repair at the 3' end of the genome. The goal is to develop viruses that have significantly different TRS regulatory networks that upon recombination create incompatibility networks that disrupt expression of subgenomic mRNAs. These "rewired" SARS-CoV will be highly resistant to recombination repair from wild type viruses and other coronaviruses. These experiments will enhance the feasibility of safe SARS-CoV attenuated seed stocks for killed vaccines and serve as a model for engineering recombination resistant viruses.

Leader/body CS Compensatory Mutations. Previous studies with arteriviruses and TGEV indicated that mutations in the leader CS globally suppress transcription of all subgenomic mRNAs, unless the corresponding mutations are also duplicated into the body CS. Rewiring the Nidovirus transcription regulatory network provides a novel approach to selectively attenuate gene expression of certain genes while maintaining efficient expression of other genes. The current hypothesis is that the actual CS sequence is not so critical, the major factor being that CS sites must allow for communication via efficient base-pairing for discontinuous transcription of subgenomic RNAs. It is believed that double and triple compensatory mutations in the leader/body CS will allow for viable viruses with robust gene expression, but be highly resistant to recombination repair.

Selected mutations (CS mutations 1 and 2) will be inserted into the 5' leader CS and body CS of the N structural gene (Tables 1 and 2), in essence producing SARS-CoV single hit replicon RNAs as described herein. N CS sites are targeted initially, as N subgenomic transcripts are closest to the 3' end of the genome and expressed most abundantly, providing a reliable signal for detection. N transcript expression from single hit TGEV replicons has been detected under similar conditions. The CS mutational spectra were chosen as: 1) the sequence is unique in the SARS-CoV genome and 2) it differs from CS sites present in other group I-III coronaviruses.

Cultures will be transfected with recombinant virus RNA genomes and subgenomic transcription will be measured by quantitative RT-PCR using primers in the leader sequence and the body sequence of several structural genes, including N and genomic RNA. It is expected that robust N transcript expression will be demonstrated, with little if any expression of other subgenomic mRNAs. It may prove necessary to test other potential leader/body CS sequences that effectively optimize subgenomic expression of N, but not the other SARS-CoV transcripts. This will be tested empirically should the initial mutations prove unsatisfactory for driving mRNA expression (as determined by the relative ratio of genome to mRNA expression).

Using the most robust CS sites identified in the initial experiment, the remainder of the SARS-CoV CS sites will be converted to the new consensus sequence. Recombinant viruses (csSARS-CoV) will be assembled and transcripts electroporated into cells. Such viruses will be viable in culture and should express normal ratios of mRNA, RF RNA and protein.

At 24-36 hrs post transfection, rescued viruses will be plaque purified and stocks grown in Vero E6 cells as previously described. Virus passage will be minimized to prevent the emergence of 2nd site compensatory changes that restore virus growth fitness in culture. If recombinant viruses grow inefficiently, virus will be passaged 15-20x and mutants with increased growth kinetics and gene expression patterns will be identified by comparison with wild type (e.g., growth curves, structural protein expression, and northern blots). Given that reversion to wild type sequence in the leader/body CS sites is unlikely because of the requirement for multiple mutations (~18-27 changes in total genome CS sites), revertants will likely contain compensatory changes that reside in replicase proteins that interact with SARS-CoV TRS sites or in the flanking TRS sites that regulate discontinuous transcription (less likely as several would be required). These will be identified by sequence analysis followed by reintroduction of specific mutations into the full length cDNA construct.

Genotype Analysis. Plaque purified molecularly cloned viruses will be inoculated onto Vero E6 cells and intracellular RNA isolated using Trizol reagents. Using RT-PCR and primer-pairs that flank selected leader and body TRS mutations, amplicons will be sequenced to confirm that rescued viruses contain the expected alterations. Using RT-PCR, leader-containing amplicons representing each of the downstream transcripts that are synthesized during infection will also be cloned and sequenced. However, it is possible that altered CS mutants might initiate subgenomic transcripts from noncanonical sites. Any such aberrant leader-containing amplicons will be identified by sequencing. Depending upon the level of expression, the aberrant CS sequence in newly emerged TRS sites will be mutated to knock out indiscriminant subgenomic transcription.

Phenotype Analysis. Virus growth will be evaluated in culture and by plaque morphology. Rescued molecularly cloned viruses will be analyzed for SARS protein expression by Western Blot using antiserum from mice inoculated with alphavirus replicon particles encoding the various SARS structural and selected group specific ORFs. The ratios of structural proteins that are expressed in the rescued viruses will be determined by Western blot. Northern blot analysis will be used to identify the viral mRNAs and determine if selected TRS mutations alter the molar ratio of the upstream and downstream subgenomic viral mRNAs or the emergence of additional transcripts originating from newly recognized body CS sites. In selected instances, cultures will be radiola-

beled with ³H-uridine and the labeling kinetics of viral mRNAs and replicative form RNAs will be analyzed.

New CS sites will be demonstrated to be stable in the SARS-CoV genome and allow for efficient gene expression and virus growth. The stability of selected mutants will be determined by serial passage in Vero E6 cells with particular focus on: 1) stability of leader/body CS sites and the evolution of group specific gene expression, and 2) mechanisms of fitness recovery. Putative compensatory mutations that restore virus replication fitness will be reintroduced into the full-length construct to prove causality between particular alterations, growth recovery and enhanced gene expression.

RNA Recombination with wild type SARS-CoV. Several approaches will be used to test whether "re-networked" SARS-CoV can recombine efficiently with wild type SARS-CoV. In one approach, select wild type CS sites will be introduced back into the SARS-CoV re-networked genome. For example, the M CS site will be altered back to "ACGAAC" and a determination will be made regarding whether viable recombinant viruses can be isolated. As the M glycoprotein is essential for growth, this is a strong selective screen for viability. It is anticipated that such viruses will grow poorly and require passage for selection of compensatory changes that reestablish growth. Such changes would likely evolve within the CS site, given only 1 or 2 mutations might be required to restore functionality of the body CS. In a second approach, a theoretical single crossover recombinant virus that contains the "mutated" leader CS will be coupled with all 3' end CS sites derived from the wild type virus. Reflecting what would happen if a recombination event occurred in the replicase of a "re-networked" virus and wild type virus, it will be determined if the engineered leader CS site will communicate and drive subgenomic transcripts from a wild type 3' end genome. It is anticipated that such viruses would be heavily impaired and that subgenomic transcription might occur from noncanonical sites. Subgenomic transcription will be measured by quantitative RT-PCR using primer sets in the leader sequence and in various structural genes. Transfected cultures and supernatants will be passaged (15-20x) to allow for the emergence of revertants that will be analyzed as described herein. Reversion, if it occurs, would likely occur through the emergence of one or more mutations in the leader CS. In a third approach, as in the second approach, a similar experiment will be performed, but in this instance, the 3' end of the re-networked SARS-CoV genome will be replaced with the 3' end of MHV (S through N). In one construct, the 3'-most ~500 nucleotides of the SARS-CoV genome that might contain cis-acting sequences needed for replication will be maintained and in a second construct, the entire SARS-CoV N gene and CS site will be included. In essence, a potential double recombinant genome will be generated that might occur between another group II coronavirus and SARS-CoV. Such viruses are not anticipated to be viable because of communication problems between the SARS-CoV replicase and the leader/body CS sites and potential encapsidation sequence problems associated with an MHV N protein (construct 1). In the second construct, the N protein will be derived from SARS-CoV but it must communicate with the MHV M, E and S proteins to mediate assembly of infectious virus, which is not likely.

Other rewiring approaches to prevent recombination repair of live attenuated viruses: Other approaches to produce recombination resistant viruses include: 1) repositioning the SARS-CoV encapsidation sequence to different locations in the genome, 2) rewiring the replicase protein cleavage sites to a different recognition sequence, 3) reorganizing the SARS-CoV gene order and 4) any other methods that establish

genome incompatibilities following recombination with any other circulating human strain.

Example 4

SARS Virus Gene Order Rearrangement

Because N gene rearrangements are well tolerated in the group I and II coronavirus genomes, in initial studies, the N gene position will be moved to new sites immediately downstream (SARS SNEM) and upstream of S (SARS NSEM). Second generation constructs will include rearrangement of ORF7 or 8, the N gene upstream of S (SARS 7/8NSEM6) and an E protein/M glycoprotein reposition upstream of S as well (SARS EMSN). The SARS S glycoprotein will also be repositioned to the 3' proximal location (SARS EMNS). The putative IFN antagonist genes encoded in ORF3a and ORF6 will also be repositioned, potentially altering levels of gene expression and activity. Depending upon the outcome of these experiments, more radical rearrangements may be performed in which multiple genes are repositioned to multiple sites. Care will be taken to maintain tight genetic juxtaposition and the appropriate TRS control such that rearranged genes will use their normal CS site for expression of subgenomic mRNAs. After introducing these rearrangements into the SARS F subclone, sequence analysis will be used to identify the consensus cDNA used in the assembly of full length SARS cDNAs. Molecularly cloned viruses will be rescued as described. Any number of rearranged SARS-CoV genomes can be built using the molecular clone or any other method to alter the 3' end of the SARS-CoV genome. Gene order rearranged viruses should be significantly resistant to recombination repair.

Phenotype and Genotype Analysis of Rescued Viruses. Rescued viruses will be isolated between 24-36 hrs post transfection, plaque purified and stocks grown in Vero E6 cells as previously described. Virus passage will be minimized to prevent the emergence of mutations that restore growth fitness in culture.

Genotype Analysis. Plaque purified molecularly cloned viruses will be inoculated into Vero E6 cells and intracellular RNA isolated using Trizol reagents. Using RT-PCR and primer-pairs that flank the newly rearranged genes, the presence of the mutant gene order in rescued viruses will be demonstrated. The amplicons will be sequenced to confirm the expected gene rearrangements. As rearrangements may alter expression of flanking genes, leader-containing amplicons will be RT-PCR cloned and sequenced to determine if subgenomic RNA synthesis has originated from appropriate CS sites.

Phenotype Analysis. Virus growth will be evaluated in culture and by plaque morphology. Rescued molecularly cloned viruses will be analyzed for SARS protein production by Western Blot using antiserum from mice inoculated with VRPs encoding the various SARS virus structural proteins and group specific ORFs. By Western Blot or immunoprecipitation with ³⁵S-methionine labeled cell extracts, the expression of the structural and various group specific non-structural proteins that are expressed following gene rearrangement will be measured. Northern Blot analysis will be used to identify the viral mRNAs and determine if selected gene rearrangements alter the molar ratio of the upstream and downstream viral mRNAs. In selected instances, cultures will be radiolabeled with ³H-Uridine and the kinetics of viral mRNA and replicative forms (RF) RNA synthesis will be analyzed. These experiments will allow for the determination of 1) whether full length and subgenomic length RF RNAs are

present in SARS-CoV infected cells, 2) effects of reorganization on RNA expression, and 3) reorganization effects on relative molar ratios of mRNA and RF RNA.

Stability and Recombination Repair. Compensatory Evolution. Recombinants will be inoculated into Vero E6 cells and progeny viruses passaged into fresh cultures at 24 hrs postinfection. After 15-20 passages, growth curves and plaque size will be compared to wild type virus. Then, consensus SARS E and F subclones that contain mutations of interest will be reintroduced back into the full length cDNA to identify 2nd site mutations that restore replication fitness in the rearranged viruses.

RNA Recombination Repair: Gene order rearranged viruses are expected to be highly stable and several fold more resistant to RNA recombination repair by wild type viruses. Using SARS NSEM and SARS wild type as an example, it is noted that most recombination events originating from SARS NSEM to SARS wild type will result in an N gene deletion, a lethal event which reduces the recombination frequency by one-half. In contrast, recombination events originating from SARS wild type to SARS NSEM will predominantly lead to recombinant genomes containing two copies of N, which at least in the case of TGEV reduces replication fitness by about 1 log of titer. Only recombination events occurring within the pol genes of both viruses will reconstruct wild type virus, hardly a significant problem as it would only add to the wild type virus burden already present. Consequently, it is expected that gene order rearrangements will attenuate RNA recombination repair to give wild type genomes. In the absence of wild type virus, it is highly unlikely that RNA recombination can restore the gene order of SARS NSEM. This is because several recombination events are necessary, including duplication of the N gene at the 3' end of the genome (a double recombination event), followed by deletion of N from the upstream position.

To test this hypothesis, two approaches will be used. In the first approach, cultures of cells will be coinfecting with selected gene order rearranged viruses (SARS SNEM) and SARS wild type virus containing a deletion in the S CS and N-terminal S protein sequence and a GFP indicator. This genome should replicate but result in noninfectious virus particles lacking S. Rescue of the genome can occur by recombination or by phenotypic mixing of S glycoprotein provided by SARS SNEM in trans. The basic approach is to transfect with SARS ΔS and then infect with SARS SNEM at a MOI of 2 and passage progeny 3× (at high MOI<SARS ΔS should passage if S provided in trans). Using quantitative RT-PCR and primer pairs spanning the N/adjacent gene (SARS SNEM would be N/ORF3a; SARS wild type would be ORF8/N), virions will be harvested from supernatants at each passage, concentrated through gradients, and titered by plaque assay and quantitative RT-PCR using primer sets that detect SARS SNEM, SARS wild type and SARS SNEMN recombinant viruses. Green plaques (3×) can also be plaque-purified and the genotype of recombinant viruses characterized. In the second approach, a SARS 2N virus (the progeny of a wild type x SNEM recombination event) is constructed, which is expected to be replication impaired as compared to wild type.

Example 5

Remodeling SARS-CoV Genome Regulatory Networks Obstructs RNA Recombination

Live virus vaccines are a crucial intervention strategy documented to improve the overall health of communities

because they have induced long-term immune responses that protect against a variety of highly pathogenic human and animal pathogens over the past century. Concerns regarding reversion to virulence by mutation and recombination, coupled with the associated challenges in commercially developing these vaccines, have diminished the appeal of using live virus vaccines in human and animal populations. The dichotomy between the well known protective efficacy and costs and risks of developing live virus vaccines has been recognized as one of the grand challenges in global health by the National Foundation for Infectious Diseases, calling for the development of new methods to stabilize and prevent reversion or recombination repair of attenuating alleles in live virus vaccines.

SARS-CoV was recognized as a highly pathogenic respiratory human pathogen that emerged suddenly and subsequently spread worldwide during the first few months of 2003. By the end of the outbreak, over 8,000 people had been infected, resulting in some 800 deaths worldwide. Demonstration of zoonotic forms of the SARS-CoV, both in farm animals and in bat populations, dictate a need for continued surveillance and the development of efficacious vaccines and therapeutics targeted to prevent reemergence and spread of this important human pathogen. SARS-CoV is an excellent model system for coronavirus vaccine development as this pathogen replicates efficiently in a variety of animal models, it is highly pathogenic in its normal host, the genome is well characterized, a reverse genetic system exists to manipulate the genome (49), and other important coronaviruses have been identified that cause significant diseases in human and in animal populations.

The SARS-CoV virion contains a single-stranded positive polarity 29,700 nucleotide RNA genome bound by the nucleocapsid protein, N. The capsid is surrounded by a lipid bilayer containing at least four structural proteins, designated S, ORF3a, M and E. The SARS-CoV genome contains nine open reading frames (ORFs), the first of which encodes the viral replicase proteins required for subgenomic and genome length RNA synthesis. ORFs 2-8 are encoded in eight subgenomic mRNAs synthesized as a nested set of 3' co-terminal molecules in which the leader RNA sequences, encoded at the 5' end of the genome, are joined to body sequences at distinct transcription regulatory sequences (TRS) which contains a highly conserved consensus sequence (CS), ACGAAC in SARS-CoV and ACTAAAC in other group II coronaviruses, respectively. Based on studies with other coronaviruses, SARS-CoV likely uses transcription attenuation to synthesize both full length and subgenomic length negative strand RNAs containing antileader sequences, which then function as the templates for the synthesis of like-sized mRNAs (44, 47, 48). It has been well established that alterations in body TRS sequences attenuate expression of individual subgenomic mRNAs while alterations in the leader TRS globally impact the synthesis of all subgenomic mRNAs. Interspaced among the SARS-CoV structural genes are the accessory or group specific genes, ORF3a/b, ORF6, ORF7a/b, ORF8a/b and ORF9b, which are not conserved in other coronaviruses and whose function in replication and pathogenesis are generally unknown. Group specific ORFs encoded in the SARS-CoV, mouse hepatitis virus (MHV), feline infectious peritonitis virus (FIPV) and transmissible gastroenteritis virus (TGEV) genome often encode luxury functions for replication in vitro, but may attenuate virulence in vivo (22, 46, 51). The exact functions of the SARS-CoV group specific ORFs are unclear in replication and pathogenesis. Importantly, coronaviruses undergo RNA recombination events at high frequency, presumably because of the large size of the

genome, the presence of transcriptionally active full length and subgenomic length templates and a transcription strategy that requires disassociation/reassociation with template strands.

In the present invention, the SARS-CoV transcription network has been globally remodeled by engineering a novel six nucleotide TRS domain that is not present in the genome of SARS-CoV or any other known coronavirus. Studies described herein demonstrate that the recombinant virus, icSARS-CRG, replicates efficiently in cell culture and expressed normal levels of the expected complement of subgenomic mRNAs that encoded both structural and nonstructural proteins. A second recombinant virus, icSARS-PRG, containing a new TRS network that regulated expression of the genome length RNA as well as the subgenomic RNAs encoding essential structural proteins, but not the group specific ORFs 3a/b, ORF6, ORF7a/b and ORF8a/b, also replicated efficiently, demonstrating that the group specific ORFs were not essential for in vitro and in vivo replication. In contrast, chimeras containing a mixture of natural and rewired TRS networks that influenced essential gene expression were lethal. This is the first example of successfully designing new regulatory circuits into the genome of a mammalian virus. These studies serve as a paradigm for designing unique networks of interacting alleles that function as lethal genetic traps following RNA recombination with wild type viruses.

Viruses and Cells. The Urbani and icSARS strains of SARS-CoV (AY278741), icSARS-CoV Luc, icSARS-CoV Luc1, icSARS-CoV Luc-2 and the icSARS-CRG and PRG recombinant viruses were propagated on VeroE6 cells in Eagle's MEM supplemented with 10% fetal calf serum, kanamycin (0.25 µg/ml) and gentamycin (0.05 µg/ml) at 37° C. in a humidified CO₂ incubator. For virus growth, cultures of VeroE6 cells were infected at a multiplicity of infection (MOI) of 0.1 PFU for 1 hr, the monolayer washed 2× with 2 mls of PBS and overlaid with complete MEM. Virus samples were harvested at different times post infection and titered by plaque assay in 60 mm² dishes. Plaques were visualized by neutral red staining and counted at 48 hrs. All virus work was performed in a biological safety cabinet in a biosafety level 3 laboratory containing redundant exhaust fans. Personnel were double-gloved and dressed in TYVEK suits with full hoods and face shields. Powered air purifying respirators (PAPR) with high efficiency particulate air (HEPA) and organic vapor filters were used to provide positive pressure environment within the hoods.

Construction of Renilla Luciferase encoding SARS-CoV Recombinant Clones. Plasmid DNAs were amplified in One Shot® Top 10 chemically competent cells (Invitrogen) and purified with the QIAPREP miniprep kit (Qiagen Inc., Valencia, Calif.). All restriction enzymes were purchased from New England BioLabs (NEB, Beverly, Mass.) and used according to manufacture's instructions. DNA fragments were isolated from 1.0% agarose gels with the QIAQUICK gel extraction kit (Qiagen Inc.). All DNA was visualized using DARKREADER technology (Clare Chemical Research, Denver, Colo.) to prevent UV-induced damage that potentially could affect efficacy of assembly at later stages, such as transcription. The six subgenomic cDNA clones (A to F) that include the entire ic SARS genome when combined were isolated using known molecular techniques. ORF 7a/b is located within cDNA F, nucleotides 27273-27772. The Renilla luciferase gene was inserted to replace ORF 7a/b.

Mutations were introduced to the TRS site by utilizing the 'no see'm' strategy. Three primer sets were designed to amplify three cDNA fragments. A forward primer (Ppum3:

5'-GCTGTGACATTAAGGACCTGCCAAAAG-3'; SEQ ID NO:42) extending from the PpumI site was used concurrently with a reverse primer (3MUT3: 5'-AGGTGCACCTGCAGC-CATTTTAAATTTATCCGGTTTATGGATA-3'; SEQ ID NO:43 or 2MUT3: 5'-AGGTGCACCTGCAGCCATTTTAAATTTATCCGGTTTATGGATA-3'; SEQ ID NO:44) ending at the ORF 7a/b TRS site, which included the appropriate TRS mutations and the outside cutter restriction site for AarI (Fermentas). This resulted in Amplicon 1 (TRS2), by PCR, with three mutations (CCGGAT) in the TRS site and Amplicon 2 (TRS1), with two mutations (ACGGAT) in the TRS site. The third amplicon was created using a forward primer (3MUT5: 5'-GGTGCACCTGCAAATAAATGGCTTCCA-3'; SEQ ID NO:45) that overlapped with the previously mentioned AarI site designed into AMP1 and AMP2. The reverse primer (PacI3: 5'-TAAAGTGAGCTCTTAATTAATTAATGCTCG-3'; SEQ ID NO:46) ended at the downstream PacI site. This created, by PCR techniques, Amplicon 3 (AMP3). Each amplicon was digested with the appropriate restriction enzyme cocktail: AMP1 and AMP2-PpumI/AarI and AMP3-AarI/PacI. AMP1 and AMP2 were separately ligated to AMP3 for a 1.34 kb cDNA fragment that was subsequently cloned into pTOPO PCR-XL plasmid (Invitrogen). The ic SARS wild type luciferase (icSARS wt-Luc) construct and the new mutated clones were digested with PpuMI and PacI and the 7.91 kb band of the icSARS wt-Luc and the 1.34 kb band of the mutated clones were gel purified and ligated overnight at 4° C. in the presence of 1% T4 DNA Ligase (NEB). Clones with the correct mutations were verified by DNA sequencing with an automated sequencer (UNC-CH Genome Analysis Facility).

Construction of SARS Plasmids Containing Mutated Leader and Intergenic Sequences. To create a leader with the consensus sequence CCGGAT, the SARS A plasmid was PCR amplified with primer set M13R3 (CAGGAAACAGC-TATGAC; SEQ ID NO:47) and MuL1-(AAAATCCGGTTA-GAGAACAGATCTACAAGAG; SEQ ID NO:48) or MuL1+(CTAACCGGATTTTAAAATCTGTGTAGCTGTC; SEQ ID NO:49) and SARS 453- (ATAGGGCTGT-TCAAGCTGGGG; SEQ ID NO:50). The resulting fragments were combined in an overlapping PCR reaction to create an approximately 620 bp product that was subsequently cloned and sequenced. A plasmid containing the appropriate changes was digested with restriction enzymes MluI and AvrII and this fragment was used to replace the same fragment from the SARS A plasmid. Further sequencing of this plasmid confirmed that it was identical to the SARS A plasmid except for the altered leader. To mutate the spike (S) gene TRS, the SARS E fragment was PCR amplified with either primer set SARS #37 (TGCTGGCTCTGATAAAG-GAG; SEQ ID NO:51) and MuSgene- (NNNCACCTGCA-CATATCCGGTTAGTTGTTAACAAGAATATCAC; SEQ ID NO:52) or MuSgene+ (NNNCACCTGCAACCGGATAT-GTTTATTTTCTTATTATTCTTACTCTC; SEQ ID NO:53) and #10AgeI- (CATCAAGCGAAAAGGCATCAG; SEQ ID NO:54). These fragments were digested with restriction enzyme AarI, ligated and subcloned. A consensus clone with the desired changes, was digested with BsmBI and AgeI, and used to replace the corresponding fragment in the SARS E plasmid. Next, the SARS F plasmid was PCR amplified with the following sets of primers: SARS #44 (TGATCCTCTG-CAACCTGAGC (SEQ ID NO:55) and MuEgene- (NNNCACCTGCATAAATCCGGACTCACTTCTTGTGCTTAC; SEQ ID NO:56); MuEgene+ (NNNCACCTGCGTCCGG-ATTTATGTACTCATTTCGTTTCGG; SEQ ID NO:57) and MuMgene- (NNNCACCTGCAATAGTTAATCCGGTTA-GACCAGAAGATCAGGAAC; SEQ ID NO:58); and

41

MuMgene+(NNNCACCTGCGGATTA ACTATTATTAT-
TATTCTGTTTGG; SEQ ID NO:59) and 28033- (TACCAA-
CACCTAGCTATAAGC; SEQ ID NO:60). The three frag-
ments were digested with the restriction enzyme AarI,
directionally ligated and subcloned. A clone, containing the
new consensus sequence CCGGAT for the E and M genes,
was digested with SwaI and NdeI and this fragment was
inserted into the SARS F plasmid that had been identically
digested. The resulting plasmid was designated FmuE and M.
The SARS N gene TRS was mutated by PCR amplifying the
F plasmid with primers MuNgen1 (GCTGCATTTA-
GAGACGTACTTGTGTTTTAAATAACCG-
GATAAATTA AAAATG TCTGATAATGG; SEQ ID NO:61)
and SARS 3' Ng (TTAATTAATTATGCCTGAGTTGAAT-
CAGCAG; SEQ ID NO:62). The product was digested with
BsmBI and used to replace the corresponding section in plas-
mid FmuE and M, this new plasmid was called FmuE/M/N.
Altering the ORF 3a TRS consisted of amplifying plasmid
FmuE/M/N with the following primer sets; SARS #44 and
SARSX1- (CGTCTCATGTGTAATGTAATTTGACACCC;
SEQ ID NO:63) or SARSX1+ (CGTCTCACACATAACCG-
GATTTATGGATTTGTTTATGAGATTTTTC; SEQ ID
NO:64) and 28033-, and then joining the two fragments
using the restriction endonuclease BsmBI. This product was
used to replace the SwaI-NdeI portion of FmuE/M/N. Primer
sets SARS #47 (GTGCTTGCTGTTGTCTACAG; SEQ ID
NO:65) and SARSX3- (CGTCTCCGTCCTG-GGATG-
TAGCCACAGTATCTC; SEQ ID NO:66), SARSX3+
(CGTCTCCGACGCTTTCTT-ATTACAAATTAGGAG;
SEQ ID NO:67) and SARSX4- (CGTCTCTCATATCCG-
GTTTATGGATAATCTAACTCCATAG; SEQ ID NO:68),
and SARSX4+ (CGTCTCATATGAAAATTATTCTCTTC-
CTGAC; SEQ ID NO:69) and 28033- were used to generate
three PCR fragments that were digested with BsmBI, ligated
with T4 DNA ligase and subcloned. A clone containing only
the required changes was digested with AvrII and inserted
into plasmid FmuE/M/N/X1 that had also been digested with
AvrII. Finally, primer set SARS #48 (GGACTTTCAGGAT-
TGCTATTTG; SEQ ID NO:70) and SARSX5- (CGTCT-
CATCCGGTAGACTTTGGTACAAGGTTTC; SEQ ID
NO:71) and set SARSX5+ (CGTCTCCCGGATAT-
GAAACTTCTCAITGTTTTGAC; SEQ ID NO:72) and
SARS3'X5 (NNNTTAATTAATTAATTTGTTTCGTT-
TATTTAAACAACA; SEQ ID NO:73) created PCR prod-
ucts that were similarly joined using BsmBI and T4 DNA
ligase. This product was introduced into plasmid FmuE/M/
N/X1/X3/X4 using the NdeI-BstEII restriction sites. This
plasmid, named FmuE/M/N/Xorfs, was sequenced to verify
all mutations.

Assembly of Full Length cDNAs. The SARS A through F
inserts were digested, separated through 0.8% agarose gels,
visualized with a DARKREADER lightbox (Claire Chemi-
cal), excised and purified using the QIAEX II DNA purifica-
tion kit. The SARS A+B, C+D and E+F fragments were
ligated overnight, and the products isolated (17, 49). The
SARS AB+CD+EF fragments were ligated overnight at 4° C.,
phenol/chloroform extracted and precipitated under isopropyl
alcohol. Full-length transcripts were generated in vitro as
described by the manufacturer (Ambion, MMESAGE
MMACHINE) with certain modifications. To produce full
length capped SARS N gene transcripts, 1 µg of plasmid DNA
encoding the SARS N gene was PCR amplified using forward
primer (5'-nnggcctcgatggccatttagtgacac-
tatagatgtctgataatggacccaatc-3'; SEQ ID NO:74) and reverse
primer (5'-nnntttttttttttttttttttttatgcctgattgaatcagcag-3';
SEQ ID NO:75) and the amplicons purified from gels. Full
length, polyadenylated N gene transcripts were transcribed

42

by SP6 RNA polymerase with a 2:1 ratio of cap analog to GTP
(Ambion, Austin, Tex.), mixed with full length transcripts and
electroporated into cells.

Transfection of Full-Length Transcripts. RNA transcripts
were added to 800 µl of the Vero E6 cell suspension (8.0×10^6)
in an electroporation cuvette and four electrical pulses of 450
V at 50 µF were given with a GENE PULSER II electropo-
rator (BioRad) similar to protocols previously described (17,
49). The presence of full length cDNAs and transcripts was
verified by separation on agarose gels and visualization by
UV light. The transfected Vero cells were seeded in a 75 cm²
flask and incubated at 37° C. for 2 days. Viruses were plaque
purified in Vero E6 cells and stock grown in 75 cm² flasks.

Northern Blot Analysis. Cultures of Vero E6 cells were
inoculated with the wild type SARS-CoV Urbani strain and
various recombinant viruses at a MOI of 1.0 and incubated for
1 hr at 37° C. At 12 hrs post infection, intracellular RNA was
isolated using RiboPure™ reagents as directed by the manu-
facturer (Ambion, Austin, Tex.). The mRNA was isolated
using Qiagen's Oliogtex® (mRNA spin-Column reagents
according to the manufacturer's direction (Qiagen, Valencia,
Calif.). The mRNA was treated with glyoxal and separated on
agarose gels using NorthernMax®-Gly according to the
manufacturer's directions (Ambion, Austin, Tx). The RNA
was transferred to BRIGHTSTAR-PLUS membrane (Am-
bion) for 4-5 hrs and the RNA cross-linked to the membrane
by UV light. The blot was prehybridized and probed with an
N gene-specific oligodeoxynucleotide probe (5'-CTGACTGC-
CGCCTCTGCT^bT^bCCCT^bCT^bGC^b-3'; SEQ ID NO:76), where biotinyl-
ated nucleotides are designated with a superscript ^b. Blots
were hybridized overnight and washed with low and high
stringency buffers as recommended by the manufacturer. Fil-
ters were incubated with streptavidin-AP, washed, and then
incubated with chemiluminescence substrate CDP-STAR.
The blots were overlaid with film and developed.

Western Blot Analysis. Twelve hours post infection,
Urbani, icSARS-CoV, icSARS-CoV Luc, icSARS-CoV Luc-
1, icSARS-CoV Luc2, icSARS-CRG or icSARS PRG virus
infected cells were washed in 1xPBS, lysed in buffer contain-
ing 20 mM Tris-HCl, pH 7.6, 150 mM NaCl, 0.5% deoxy-
choline, 1% nonidet-p-40, 0.1% sodium dodecyl sulphate
(SDS), and post nuclear supernatants were added to an equal
volume of 5 mM EDTA/0.9% SDS, resulting in a final SDS
concentration of 0.5%. Samples were then heat inactivated
for 30 minutes at 90° C. in the BL3 facility prior to removal.
In a BL2 facility, samples were again heat inactivated for 30
minutes at 90° C. before use. Equivalent sample volumes
were loaded onto 4 to 20% Criterion gradient gels (BioRad)
and transferred to PVDF membrane (BioRad). For detecting
SARS-CoV antigens, lots were probed with polyclonal
mouse antisera directed against Venezuelan equine encephal-
itis virus replicon particles (VRPs) that expressed the SARS-
CoV ORF3a (VRP-ORF3a), S (VRP-S) or N (VRP-N) pro-
teins diluted 1:200 and developed using ECL
chemiluminescence reagents (Amersham Biosciences).
Renilla luciferase expression was verified using antibodies
purchased from commercial vendors.

TRS Function in SARS-CoV Transcription. Previous stud-
ies using TGEV as a model have established that high fidelity
complementary base-pair communication between
sequences encoded within the body TRS and the leader TRS
encoded in the genome is absolutely essential for efficient
expression of coronavirus subgenomic RNAs. As a first step
toward remodeling the SARS-CoV TRS network, the nones-
sential ORF7a/b domain was replaced with the Renilla
luciferase gene under the control of the ORF7a/b TRS motif
(icSARS-CoV Luc). Double (icSARS-CoV Luc1) and triple
(icSARS-CoV Luc2) mutations were then engineered in that
should disrupt the ORF7a/b TRS communication network in
the genome, ablating efficient mRNA 7 subgenomic tran-

scription. Although the wild type SARS-CoV TRS is ACGAAC, the double mutant (TRS1-ACGGAT) and triple mutant (TRS2-CCGGAT) TRS sequences were unique with the latter not being encoded elsewhere in the Urbani genome and not used as a regulatory sequence in any known coronavirus. Recombinant cDNA genomes were assembled as previously described and recombinant viruses isolated by plaque purification. RT-PCR RFLP and sequence analysis demonstrated the appropriate Δ ORF7a/b and luciferase replacement. Recombinant viruses encoding the luciferase gene replicated as efficiently as wild type virus, achieving titers greater than 10^7 PFU/ml within 20 hrs post infection, consistent with previous reports that demonstrated that ORF7a/b deletion did not significantly reduce virus replication in vitro or in vivo. In Vero cells, a progressive increase in Renilla luciferase expression was noted over the course of infection that peaked at 4-5 logs above background in icSARS-CoV Luc infected cultures. Under identical conditions, icSARS-CoV Luc-1 and icSARS-CoV Luc-2 displayed significant 90-95% reductions in global levels of luciferase protein expression, respectively over the course of infection. Western blot analysis confirmed the significant reduction in Renilla luciferase expression, but not N protein expression following infection of Vero cells. Further, Northern blot analyses clearly demonstrated that the TRS-1 and TRS-2 motifs significantly ablated expression of subgenomic mRNA 7 encoding luciferase.

Rewiring Coronavirus TRS Transcription Networks. Having demonstrated that the remodeled TRS-2 motif significantly attenuates communication with leader TRS elements and results in significant reductions in subgenomic mRNA synthesis, all of the SARS-CoV TRS elements were changed to the TRS-2 signature (icSARS-CoV CRG). A second mutant was engineered that contained the novel TRS-2 regulatory network, effectively establishing efficient communication between the leader sequence and the four essential structural genes, S, E, M and N (icSARS-PRG). However, this second regulatory network retained the wild type TRS sites that normally regulate expression of the group specific genes ORF3a/b, ORF6, ORF7a/b and ORF8a/b. The inefficient communication between the leader TRS-2 site and wild type TRS sites located just upstream of the group specific genes should significantly attenuate expression of the group specific genes. Recombinant viruses encoding the new TRS-2 and chimeric networks were readily isolated and plaque purified. Recombinant viruses icSARS-CRG and icSARS-PRG both replicated efficiently in Vero cells, approaching titers of mid 10^7 PFU/ml within 20 hrs post infection, equivalent to wild type viruses. Northern blot analyses revealed appropriately sized subgenomic mRNAs in icSARS-CRG infected cells, typical of wild type SARS-CoV infection. Importantly, subgenomic RNA profiles in icSARS-PRG infected cells displayed the expected set of subgenomic mRNAs encoding the structural genes (mRNA 2, 4, 5 and 9) that were driven from networked TRS-2 sites, but reduced and/or mis-sized subgenomic mRNAs driven from the wild type TRS sites regulating expression of the group specific ORFs. For example, expression of mRNA 3 is reduced by about 50%, while mRNAs 6 and 8 are mis-sized and mRNA 7 is apparently not expressed. Western blot analyses confirmed abundant levels of expression of the structural proteins S and N in all recombinant and wild type viruses, abundant expression of ORF3a in wild type and icSARS-CRG, but little if any expression of ORF3a in icSARS-PRG infected cultures. Analysis of leader-body TRS junctions in wild type and icSARS-CRG revealed usage of the appropriate wild type or mutant TRS sites. In icSARS-PRG, leader-body TRS-2 sites drove expression of subgenomic mRNAs encoding the structural proteins demonstrating efficient communication between networked leader/body TRS sites. The wild type TRS site ACGAAC was rarely used

for initiating expression of the group specific ORF encoding subgenomic RNAs. When this was the case, the body TRS sequence was preserved in mRNA consistent with the transcription attenuation model for Nidovirus mRNA synthesis. Most often, upstream and downstream noncanonical TRS sites were typically activated; most likely because they displayed increased homology with TRS-2. Aberrant leader-body junction sites oftentimes result in mRNAs that encode deletions in a group specific ORF or potentially silence group specific ORF expression because new upstream ATG start codons and small ORFs are encoded in the mRNA that are likely recognized and translated by host translational machinery, interfering with efficient translation and expression of the group specific ORF. The data demonstrate that deletion or efficient expression of the group specific ORFs is not essential for SARS-CoV replication in vitro.

Remodeled TRS Networks Encode Lethal Genetic Traps Following RNA Recombination with Wild type Viruses. A series of wild type and chimeric recombinant viruses were engineered as described herein. In the first example, wild type or TRS-2 networks were preserved to efficiently express mRNA 2 encoding the S glycoprotein, but encode the heterologous TRS site for driving expression of the other structural genes (icSARS-Rec1; icSARS-Rec2). In another case, only the N gene TRS site was misaligned with the leader TRS site (icSARS-Rec3).

Full length cDNAs were constructed for wild type icSARS-CoV, icSARS-CRG and the three chimeric recombinant viruses and full length transcripts were electroporated in Vero cells. One-fifth of the electroporated cells were overlaid onto confluent monolayers, allowed to attach for 3 hrs and overlaid with agarose for plaque assay to determine the number of infectious centers. The remaining cells were maintained in complete medium and virus samples and RNA harvested at different times post-electroporation. Approximately 10^3 infectious centers were detected for icSARS-CoV and icSARS-CRG, but no infectious centers were detected from icSARS-Rec1-3 transfected cultures. Moreover, infectious virus was readily detected, which increased to greater than 10^7 PFU/ml after about 72 hrs in icSARS-CoV and icSARS-CRG, but no virus was detected in icSARS-Rec 1-3 transfected cultures.

Using RT-PCR, leader-containing transcripts were detected in all wild type and icSARS-CRG transfected cultures at 24 and 48 hrs. These leader-containing transcripts originated at the appropriately networked combination of leader/body TRS sites. In contrast, only low levels of subgenomic mRNA transcripts were detected in icSARS-Rec1-3 transfected cultures at 24 hrs that had mostly disappeared by 48 hrs post-electroporation. Sequence analysis revealed that most leader-containing RNAs originated from noncanonical TRS sites located upstream or more often, downstream of the appropriate start location (FIG. 1A). In many cases, the non-canonical site usage results in large lethal deletions in critical structural genes like M (FIG. 1B) that prevent the production of infectious progeny.

Animal studies. Mice and ferrets are inoculated with 1.0×10^6 plaque forming units (PFU) of icSARS-CRG and icSARS-PRG. A variety of immune responses (e.g., innate, mucosal, humoral, cellular) are measured according to standard protocols well known in the art at different times postinfection.

Example 6

Secondary Genetic Traps

A TRS consensus sequence (which is the wild type sequence and not a mutation) is engineered into a nidovirus genome or replicon RNA upstream or downstream from the

normal TRS consensus sequence (e.g., of an essential structural protein gene such as S, M and/or N) site. This is done by identifying locations that are "CS-like, e.g., that naturally have 3-5 nucleotides of a six nucleotide CS and that fall just upstream or downstream of the wild type CS. The primary nucleotide sequence is modified at the "CS-like" site to be as close to the wild type CS as possible without altering the amino acid sequence of the protein. This modified CS site functions as a site for subgenomic transcription in recombinant virus progeny after recombination with wild type virus. In a resulting recombinant genome, expression of wild type genes is driven from these engineered start sites, resulting in N-terminal truncated proteins and/or out-of-frame ORFs.

In one embodiment, the sequence of the CRG or PRG genome S, M and N genes is analyzed and six nucleotide domains with close homology to the wild type TRS sequence, ACGAAC, are identified and characterized. Close sequence motifs within about 50, 75, 100, 150, 200, 250, 300, 350, 400, 450 or 500 nucleotides (upstream or downstream) of the normal mRNA CS initiation site are identified and those that can be mutated to near exact (5/6 or 6/6) duplicates of the wild type TRS sequence, ACGAAC, are introduced within one or more of the essential gene coding sequences, simultaneously maintaining the normal protein sequence. Following recombination events in which the wild type TRS site is joined to the body of a CRG genome, the secondary trap becomes activated as a preferred site for subgenomic mRNA synthesis. Secondary traps can be introduced in the S, M or N proteins to introduce N-terminal or C-terminal deletions or to introduce out-of-frame ATG starts as the translated product of the subgenomic mRNA. All result in poor expression and/or deleted protein products. Using the sequence of the virus genes, the rewired TRS CS sites and the wild type TRS CS sites, different secondary traps can be introduced into any nidovirus rewired genome of this invention.

In a particular example, the CS of a SARS coronavirus is ACGAAC. Locations nearby this sequence in a structural protein gene (e.g., S, E, M, N) of a rewired genome or a replicon RNA comprising a structural protein gene would be identified that have 4 or 5 of the 6 nucleotides of this CS (e.g., AGGAAG). This site would be changed using standard procedures from AGGAAG to ACGAAC. This site would then be preferentially used when a wild type leader TRS is present in a recombinant virus genome. In an example where the secondary trap is introduced into the S gene, the S protein is truncated by 37 amino acids and a new ATG start site is used to produce a smaller S glycoprotein. The truncated protein functions poorly, resulting in a lethal phenotype.

The foregoing examples are illustrative of the present invention, and are not to be construed as limiting thereof. The invention is described by the following claims, with equivalents of the claims to be included therein.

All publications, patent applications, patents and other references cited herein are incorporated by reference in their entireties for the teachings relevant to the sentence and/or paragraph in which the reference is presented.

REFERENCES

1. Tsang et al. (2003). *N Engl J Med* 348:1977-1985.
 2. Lee et al. (2003). *N Engl J Med* 348:1986-1994.
 3. Peiris et al. (2003) *Lancet* 361: 1767-1772.
 4. Poutanen et al. (2003). *N Engl J. Med.* 348: 1995-2005.
 5. Peiris et al. (2003) *Lancet* 361: 1319-1325.
 6. Ksiazek et al. (2003) *N Engl J Med* 348: 1953-1966.
 7. Drosten et al. (2003) *N Engl J Med* 348: 1967-1976.
 8. Rota et al. (2003) *Science* 300:1394-1398.
 9. Marra et al. (2003) *Science* 300: 1399-1404.
 10. Ruan et al. (2003) *Lancet* 361: 1779-1785.
 11. Kim et al. (1995). *Virology* 208:1-8.

12. Kanjanahaluthai et al. (2003) *J Virol* 77: 7376-7382.
 13. Gorbalenya et al. (1991) *FEBS Lett* 288: 201-205.
 14. Lu et al. (1998) *J Virol* 72: 2265-71.
 15. von Grotthuss et al. (2003). *Cell* 113: 701-702.
 16. Zeibuhr et al. (2000) *J Gen Virol* 81: 853-879.
 17. Yount et al. (2002) *J Virol* 76: 11065-11078.
 18. Yount et al. (2000) *J. Virol.* 74: 10600-10611.
 19. Almazon et al. (2000) *Proc Natl Acad Sci USA* 97: 5516-5521.
 20. Casais et al. (2001) *J Virol* 75:12359-12369.
 21. Thiel et al. (2001). *J Gen Virol* 82: 1273-81.
 22. Curtis et al. (2002) *J Virol* 76:1422-1434.
 23. Pensaert and de Bouck. (1978) *Arch Virol* 58: 243-247.
 24. Pensaert et al. (1986). *Vet Q* 8: 257-261.
 25. Duarte et al. *Virology* 198: 486-476.
 26. Baric et al. (1997) *J Virol* 71:1946-1955.
 27. Baric et al. (1999) *J Virol.* 73:638-649.
 28. Fischer et al. (1998) *J Virol* 71: 7885-7894.
 29. de Haan et al. (2002) *Virology* 296:177-189.
 30. Sola et al. (2002). *J Virol* 77: 4357-4369.
 31. Ortega et al. (2002). *J Virol* 76: 11518-11529.
 32. Enjuanes & van der Zeijst (1995). In: *The Coronaviridae*; S G Siddell, ed, p. 337-376.
 33. Ladman et al. (2002). *Avian Dis* 46: 938-44.
 34. Saif (1999). *Adv Vet Med* 41: 429-46.
 35. van Nieuwstadt et al. (1989) *Vet Res.* 125: 58-60.
 36. Crouch et al. (2000) *Vaccine* 19:189-196.
 37. Park et al. (1998) *Am J Vet Res* 59:1002-8.
 38. Rottier (1999) *Vet Microbiol* 69:117-25.
 39. Vennema et al. (1997) *J Virol* 64:1407-1409.
 40. Wang et al. (2002) *Avian Dis*, 46: 831-838.
 41. Baron et al. (1997) *J Gen Virol.* 80:2031-2039.
 42. Fouchier et al. (2003) *Nature* 423: 240.
 43. Komatsu et al. (1986) *Exp Neurol* 91: 23-29.
 44. Baric and Yount. (2000) *J Virol* 74:4039-46.
 45. de Haan et al. (2002) *Virology* 296:177-89.
 46. Haijema et al. (2004) *J. Virol.* 78: 3863-3871.
 47. Sawicki and Sawicki. (1990) *J Virol* 64:1050-6.
 48. Schaad and Baric. (1994) *J Virol* 68:8169-79.
 49. Yount et al. (2003) *Proc Natl Acad Sci USA* 100: 12995-13000.

TABLE 1

SARS Consensus Sequences				
TRS SITE	WT SEQUENCE	CS MUTANT #1	CS MUTANT #2	
Leader CS	TAAACGAAC	TAAACGgtC	TAAcCGgtC	
S CS	TAAACGAAC	TAAACGgtC	TAAcCGgtC	
ORF3a	TAAACGAAC	TAAACGgtC	TAAcCGgtC	
E CS	AGTACGAAC	AGTACGgtC	AGTcCGgtC	
M CS	TAAACGAAC	TAAACGgtC	TAAcCGgtC	
ORF6 CS	ATCACGAAC	ATCACGgtC	ATCcCGgtC	
ORF7 CS	AAAACGAAC	AAAACGgtC	AAAcCGgtC	
ORF8 CS	TAAACGAAC	TAAACGgtC	TAAcCGgtC	
N CS	TAAACGAAC	TAAACGgtC	TAAcCGgtC	

TABLE 2

<u>SARS Consensus Sequences</u>			
TRS SITE	WT SEQUENCE	CS MUTANT #1	CS MUTANT #2
Leader CS	TAAACGAAC	TAAACGgAt	TAAcCGgAt
S CS	TAAACGAAC	TAAACGgAt	TAAcCGgAt
ORF3a	TAAACGAAC	TAAACGgAt	TAAcCGgAt
E CS	AGTACGAAC	AGTACGgAt	AGTcCGgAt
M CS	TAAACGAAC	TAAACGgAt	TAAcCGgAt

TABLE 2-continued

<u>SARS Consensus Sequences</u>			
TRS SITE	WT SEQUENCE	CS MUTANT #1	CS MUTANT #2
ORF6 CS	ATCACGAAC	ATCACGgAt	ATCcCGgAt
ORF7 CS	AAAACGAAC	AAAACGgAt	AAAcCGgAt
ORF8 CS	TAAACGAAC	TAAACGgAt	TAAcCGgAt
N CS	TAAACGAAC	TAAACGgAt	TAAcCGgAt

* the functional CS is an ACGAAC

SEQUENCE LISTING

<160> NUMBER OF SEQ ID NOS: 76

<210> SEQ ID NO 1

<211> LENGTH: 29748

<212> TYPE: DNA

<213> ORGANISM: SARS coronavirus

<400> SEQUENCE: 1

```

atattagggt tttacctacc caggaaaagc caaccaacct cgatctcttg tagatctggt      60
ctctaaacga actttaaaat ctgtgtagct gtcgctcggc tgcctgccta gtgcacctac      120
gcagtataaa caataataaa ttttactgtc gttgacaaga aacgagtaac tcgtccctct      180
tctgcagact gcttacgggt tcgtccgtgt tgcagtogat catcagcata cctagggttc      240
gtccgggtgt gaccgaaaag taagatggag agccttggtc ttggtgtcaa cgagaaaaca      300
cacgtccaac tcagtttgc tgctcttcag gttagagacg tgctagtgcg tggcttcggg      360
gactctgtgg aagaggccct atcggaggca cgtgaacacc tcaaaaatgg cacttvtggt      420
ctagtagagc tggaaaaaag cgtactgccc cagcttgaac agccctatgt gttcattaaa      480
cgttctgatg ccttaagcac caatcacggc cacaaggctg ttgagctggt tgcagaaatg      540
gacggcattc agtacggctg tagcgggtata aactggggag tactcgtgcc acatgtgggc      600
gaaaccccaa ttgcataccg caatgttctt cttcgtgaaga acggtaataa gggagccggg      660
ggtcatagct atggcatcga tctaaagtct tatgacttag gtgacgagct tggcactgat      720
cccattgaag attatgaaca aaactggaac actaagcatg gcagtgggtc actccgtgaa      780
ctcactcgtg agctcaatgg aggtgcagtc actcgtatg tcgacaacaa tttctgtggc      840
ccagatgggt accctcttga ttgcatcaaa gattttctcg cacgcgctgg caagtcaatg      900
tgcactcttt ccgaacaact tgattacatc gagtcaaga gaggtgtcta ctgctgccc      960
gacctagagc atgaattgc ctggttccact gagcgtctg ataagagcta cgagcaccag     1020
acacccttcg aaattaagag tgccaagaaa tttgacactt tcaaaagggg atgcccaaag     1080
tttgtgttct ctcttaactc aaaagtcaaa gtcattcaac cacgtgttga aaagaaaaag     1140
actgagggtt tcattggggc tatacgtctt gtgtaccctg ttgcatctcc acaggagtgt     1200
aacaatatgc acttvtctac cttgatgaaa tgtaatcatt gcatgaagt ttcatggcag     1260
acgtgcgact ttctgaaagc cacttvtgaa cattvtggca ctgaaaattt agttattgaa     1320
ggacctacta catgtgggta cctacctact aatgctgtag tgaaaatgcc atgtcctgcc     1380
tgtcaagacc cagagattgg acctgagcat agtvtgtcag attatcacia ccactcaaac     1440

```

-continued

attgaaactc gactccgcaa gggaggtagg actagatggt ttggaggctg tgtgtttgcc	1500
tatgttggct gctataataa gcgtgcctac tgggttcctc gtgctagtgc tgatattggc	1560
tcaggacata ctggaattac tggtgacaat gtggagacct tgaatgagga tctccttgag	1620
atactgagtc gtgaacgtgt taacattaac attgttggcg attttcattt gaatgaagag	1680
gttgccatca ttttggcatc tttctctgct tctacaagtg cctttattga cactataaag	1740
agtcttgatt acaagtcttt caaaaccatt gttgagtcct gcggaacta taaagttacc	1800
aagggaagc ccgtaaaagg tgcttggaac attggacaac agagatcagt tttaacacca	1860
ctgtgtggtt ttccctcaca ggctgctggt gttatcagat caatttttgc gcgcacactt	1920
gatgcagcaa accactcaat tcttgatttg caaagagcag ctgtcaccat acttgatggt	1980
atctctgaac agtcattacg tcttctgac gccatggtt atacttcaga cctgctcacc	2040
aacagtgtca ttattatgac atatgtaact ggtggtcttg tacaacagac ttctcagtgg	2100
ttgtctaate ttttgggac tactgttgaa aaactcaggc ctatcttga atggattgag	2160
gcgaaacta gtgcaggagt tgaatttctc aaggatgctt gggagattct caaatttctc	2220
attacagggtg tttttgacat cgtcaagggt caaatacagg ttgcttcaga taacatcaag	2280
gattgtgtaa aatgcttcat tgatgttgtt aacaaggcac tcgaaatggt cattgatcaa	2340
gtcactatcg ctggcgcaaa gttgcgatca ctcaacttag gtgaagtctt catcgctcaa	2400
agcaagggac tttaccgtca gtgtatacgt ggcaaggagc agctgcaact actcatgcct	2460
cttaaggcac caaaagaagt aacctttctt gaagggtgatt cacatgacac agtacttacc	2520
tctgaggagg ttgttctcaa gaacggtgaa ctggaagcac tcgagacgcc cgttgatagc	2580
ttcacaatg gagctatcgt tggcacacca gtctgtgtaa atggcctcat gctcttagag	2640
attaaggaca aagaacaata ctgcgcattg tctcctggtt tactggctac aaacaatgtc	2700
ttcgccttaa aaggggggtgc accaattaa ggtgtaacct ttggagaaga tactgtttgg	2760
gaagttcaag gttacaagaa tgtgagaatc acatttgagc ttgatgaacg tgttgacaaa	2820
gtgcttaatg aaaagtgtct tgtctacact gttgaatcgg gtaccgaagt tactgagttt	2880
gcatgtgttg tagcagaggc tgttgtgaag actttacaac cagtttctga tctccttacc	2940
aacatgggta ttgatcttga tgagtggagt gtagctacat tctacttatt tgatgatgct	3000
ggtgaagaaa acttttcatc acgtatgtat tgttcctttt acctccaga tgaggaagaa	3060
gaggacgatg cagagtgtga ggaagaagaa attgatgaaa cctgtgaaca tgagtacggt	3120
acagaggatg attatcaagg tctccctctg gaatttggty cctcagctga aacagttcga	3180
gttgaggaag aagaagagga agactggctg gatgatacta ctgagcaatc agagattgag	3240
ccagaaccag aacctacacc tgaagaacca gttaatcagt ttactggtta tttaaaactt	3300
actgacaatg ttgccattaa atgtgttgac atcgttaagg aggcacaaaag tgctaactct	3360
atggtgattg taaatgctgc taacatacac ctgaaacatg gtggtggtgt agcaggtgca	3420
ctcaacaagg caaccaatgg tgccatgcaa aaggagagtg atgattacat taagctaaat	3480
ggcctctta cagtaggagg gtcttgtttg ctttctggac ataactctgc taagaagtgt	3540
ctgcatgttg ttggacctaa cctaaatgca ggtgaggaca tccagcttct taaggcagca	3600
tatgaaaatt tcaattcaca ggacatctta cttgcacat tgtgtgcagc aggcatttt	3660
ggtgctaaac cacttcagtc tttacaagtg tgcgtgcaga cggttctgtac acaggtttat	3720
attgcagtca atgacaaagc tctttatgag caggttgtca tggattatct tgataacctg	3780
aagcctagag tggaaagcacc taaacaagag gagccaccaa acacagaaga ttccaaaact	3840

-continued

gaggagaaat	ctgtcgtaca	gaagcctgtc	gatgtgaagc	caaaaattaa	ggcctgcatt	3900
gatgaggtta	ccacaacact	ggaagaaact	aagtttctta	ccaataagtt	actcttgttt	3960
gctgatatca	atggtaagct	ttacatgat	tctcagaaca	tgcttagagg	tgaagatag	4020
tctttccttg	agaaggatgc	accttacatg	gtagggtgatg	ttactactag	tggtgatatc	4080
acttgtgttg	taataccctc	caaaaaggct	ggtggcacta	ctgagatgct	ctcaagagct	4140
ttgaagaaag	tgccagttga	tgagtatata	accacgtacc	ctggacaagg	atgtgctggt	4200
tatacacttg	aggaagctaa	gactgctctt	aagaaatgca	aatctgcatt	ttatgtacta	4260
ccttcagaag	cacctaatagc	taaggaagag	attctaggaa	ctgtatcctg	gaatttgaga	4320
gaaatgcttg	ctcatgctga	agagacaaga	aaattaatgc	ctatatgcat	ggatgttaga	4380
gccataatgg	caaccatcca	acgtaagtat	aaaggaatta	aaattcaaga	gggcatcggt	4440
gactatgggt	tccgattcct	cttttatact	agtaaagagc	ctgtagcttc	tattattacg	4500
aagctgaact	ctctaaatga	gccgcttgtc	acaatgccaa	ttggttatgt	gacacatggt	4560
tttaatcctg	aagaggtgct	gcgctgtatg	cgttctctta	aagctcctgc	cgtagtgtca	4620
gtatcatcac	cagatgctgt	tactacatat	aatggatacc	tcacttcgtc	atcaaagaca	4680
tctgaggagc	actttgtaga	aacagtttct	ttggctggct	cttacagaga	ttggtcctat	4740
tcaggacagc	gtacagagtt	aggtgttgaa	tttcttaagc	gtggtgacaa	aattgtgtac	4800
cacactctgg	agagccccgt	cgagtttcat	cttgacggtg	aggttctttc	acttgacaaa	4860
ctaaagagtc	tcttatccct	gcgggaggtt	aagactataa	aagtgttcac	aactgtggac	4920
aacactaatc	tccacacaca	gcttgtggat	atgtctatga	catatggaca	gcagtttggg	4980
ccaacatact	tgatgtgtgc	tgatgttaca	aaaattaaac	ctcatgtaaa	tcatgagggg	5040
aagactttct	ttgtactacc	tagtgatgac	acactacgta	gtgaagcttt	cgagtactac	5100
catactcttg	atgagagttt	tcttggtagg	tacatgtctg	ctttaaacca	cacaaagaaa	5160
tggaatttc	ctcaagttgg	tggtttaact	tcaattaat	gggctgataa	caattgttat	5220
ttgtctagtg	ttttattagc	acttcaacag	cttgaagtca	aattcaatgc	accagcactt	5280
caagaggctt	attatagagc	ccgtgctggg	gatgctgcta	acttttgtgc	actcactctc	5340
gcttacagta	ataaaactgt	tggcgagctt	ggtgatgtca	gagaaactat	gacccatcct	5400
ctacagcatg	ctaatttggg	atctgcaaag	cgagttctta	atgtggtgtg	taaacattgt	5460
ggtcagaaaa	ctactacctt	aacgggtgta	gaagctgtga	tgtatatggg	tactctatct	5520
tatgataatc	ttaagacagc	tgtttccatt	ccatgtgtgt	gtggtcgtga	tgctacacaa	5580
tatctagtac	aacaagagtc	ttcttttggt	atgatgtctg	caccacctgc	tgagtataaa	5640
ttacagcaag	gtacattcct	atgtgogaat	gagtacactg	gtaactatca	gtgtggtcat	5700
tacactcata	taactgctaa	ggagaccctc	tatcgtattg	acggagctca	ccttacaagg	5760
atgtcagagt	acaaaaggacc	agtgactgat	gttttctaca	aggaaacatc	ttacactaca	5820
accatcaagc	ctgtgtcgta	taaactcgat	ggagtactt	acacagagat	tgaaccacaaa	5880
ttggatgggt	attataaaaa	ggataatgct	tactatacag	agcagcctat	agaccttgta	5940
ccaactcaac	cattacacaaa	tgcgagtttt	gataatttca	aactcacatg	ttetaacaca	6000
aaatttgctg	atgatttaaa	tcaaatgaca	ggcttcacaa	agccagcttc	acgagagcta	6060
tctgtcacat	tcttcccaga	cttgaatggc	gatgtagtgg	ctattgacta	tagacactat	6120
tcagcgagtt	tcaagaaagg	tgctaattaa	ctgcataagc	caattgtttg	gcacattaac	6180
caggctacaa	ccaagacaac	gttcaaacca	aacacttggg	gtttacgttg	tctttggagt	6240

-continued

acaaagccag tagatacttc aaattcattt gaagttctgg cagtagaaga cacacaagga	6300
atggacaatc ttgcttgtga aagtcaacaa cccacctctg aagaagtagt ggaaaatcct	6360
accatacaga aggaagtcac agagtgtgac gtgaaaacta ccgaagttgt aggcaatgtc	6420
atacttaaac catcagatga aggtgttaaa gtaacacagg agttaggtca tgaggatcct	6480
atggctgctt atgtgaaaa cacaagcatt accattaaga aacctaatga gctttcacta	6540
gccttaggtt taaaaacaat tgccactcat ggtattgctg caattaatag tgttccttgg	6600
agtaaaattt tggcttatgt caaaccttc ttaggacaag cagcaattac aacatcaaat	6660
tgcgctaaga gattagcaca acgtgtgttt aacaattata tgccttatgt gtttacatta	6720
ttgttccaat tgtgtacttt tactaaaagt accaattcta gaattagagc ttcactacct	6780
acaactattg ctaaaaaatag tgtaagagt gttgctaaat tatgtttgga tgcggcatt	6840
aattatgtga agtcacccaa attttctaaa ttgttcacaa tcgctatgtg gctattgttg	6900
ttaagtattt gcttaggttc tctaactctg gtaactgctg cttttggtgt actcttatct	6960
aattttggtg ctccttctta ttgtaatggc gttagagaat tgtatcttaa ttcgtctaac	7020
gttactacta tggatttctg tgaaggttct tttccttgca gcatttgttt aagtggatta	7080
gactccttgg attcttatcc agctcttgaa accattcagg tgacgatttc atcgtacaag	7140
ctagacttga caattttagg tctggccgct gagtgggttt tggcatatat gttgttcaca	7200
aaattctttt atttattagg tctttcagct ataatgcagg tgttcttgg ctattttgct	7260
agtcatttea tcagcaatc ttggctcatg tggtttatca ttagtattgt acaaatggca	7320
cccgtttctg caatggttag gatgtacatc tcttttgctt ctttctacta catatggaag	7380
agctatgttc atatcatgga tggttgcacc tcttcgactt gcatgatgtg ctataagcgc	7440
aatcgtgcca cacgctgtga gtgtacaact attgttaatg gcatgaagag atctttctat	7500
gtctatgcaa atggaggccg tggttctgac aagactcaca attggaattg tctcaattgt	7560
gacacatttt gcaactgtag tacattcatt agtgatgaag ttgctcgtga tttgtcactc	7620
cagtttaaaa gaccaatcaa ccctactgac cagtcactgt atattgttga tagtgttget	7680
gtgaaaaatg gcgctgttca cctctacttt gacaaggctg gtcaaaagac ctatgagaga	7740
catccgctct cccattttgt caatttagac aatttgagag ctaacaacac taaaggttca	7800
ctgctatta atgtcatagt ttttgatggc aagtccaaat gcgacgagtc tgcttctaag	7860
tctgttctg tgtactacag tcagctgatg tgccaaccta tctgttget tgaccaagtt	7920
cttgatcag acgttgagaga tagtactgaa gtttccgta agatgtttga tgcttatgtc	7980
gacacctttt cagcaacttt tagtgttctc atggaaaaac ttaaggcact tgttgctaca	8040
gctcacagcg agttagcaaa ggggttagct ttagatggtg tctttctac atcgtgtca	8100
gctgcccgac aagggtttgt tgataccgat gttgacacaa aggatgttat tgaatgtctc	8160
aaactttcac atcactctga cttagaagtg acaggtgaca gttgtaacaa tttcatgctc	8220
acctataata aggttgaaaa catgaogccc agagatcttg gcgcatgtat tgaactgtaat	8280
gcaaggcata tcaatgccca agtagcaaaa agtcacaatg tttcactcat ctggaatgta	8340
aaagactaca tgtctttatc tgaacagctg cgtaaacaaa ttcgtagtgc tgccaagaag	8400
aacaacatac cttttagact aacttgtgct acaactagac aggttgtcaa tgcataact	8460
actaaaatct cactcaaggg tggtaagatt gttagtactt gttttaaact tatgcttaag	8520
gccacattat tgtgcgttct tgctgactg gtttgttata tcgttatgcc agtacatata	8580
ttgtcaatcc atgatggta cacaaatgaa atcattggtt acaagccat tcaggatggt	8640

-continued

gtcactcgtg	acatcatttc	tactgatgat	tgttttgc	ataaacatgc	tggttttgac	8700
gcatggttta	gccagcgtgg	cggttcatac	aaaaatgaca	aaagctgcc	tgtagtagct	8760
gctatcatta	caagagagat	tggtttcata	gtgcctggct	taccgggtac	tgtgctgaga	8820
gcaatcaatg	gtgacttctt	gcattttcta	cctcgtggtt	ttagtgctgt	tggcaacatt	8880
tgctacacac	cttccaaact	cattgagtat	agtgattttg	ctacctctgc	ttgcgttctt	8940
gctgctgagt	gtacaatttt	taaggatgct	atgggcaaac	ctgtgccata	ttgttatgac	9000
actaatttgc	tagaggggtc	tatttcttat	agtgagcttc	gtccagacac	tcgttatgtg	9060
cttatggatg	gttccatcat	acagtctcct	aacacttacc	tggaggggtc	tgttagagta	9120
gtaacaactt	ttgatgctga	gtactgtaga	catggtacat	gcgaaaggtc	agaagtaggt	9180
atttgcctat	ctaccagtgg	tagatggggt	cttaataatg	agcattacag	agctctatca	9240
ggagttttct	gtgggtttga	tgcgatgaat	ctcatagcta	acatctttac	tcctcttg	9300
caacctgtgg	gtgctttaga	tgtgtctgct	tcagttagtg	ctggtggtat	tattgccata	9360
ttggtgactt	gtgctgccta	ctactttatg	aaattcagac	gtgtttttgg	tgagtacaac	9420
catgttggtg	ctgctaatac	acttttggtt	ttgatgtcct	tcactatact	ctgtctggta	9480
ccagcttaca	gctttctgcc	gggagtctac	tcagtctttt	acttgactt	gacattctat	9540
ttccaactg	atgtttcatt	cttggctcac	cttcaatggt	ttgccatgtt	ttctcctatt	9600
gtgccttttt	ggataacagc	aatctatgta	ttctgtat	ctctgaagca	ctgccattgg	9660
ttctttaaca	actatcttag	gaaaagagtc	atgtttaatg	gagttacatt	tagtaccttc	9720
gaggaggctg	ctttgtgtac	ctttttgtc	aacaaggaaa	tgtacctaaa	attgcgtagc	9780
gagacactgt	tgccacttac	acagtataac	aggtatcttg	ctctatataa	caagtacaag	9840
tatttcagtg	gagccttaga	tactaccagc	tatcgtgaag	cagcttgctg	ccacttagca	9900
aaggctctaa	atgactttag	caactcaggt	gctgatgttc	tctaccaacc	accacagaca	9960
tcaatcactt	ctgctgttct	gcagagtggg	tttaggaaaa	tggcattccc	gtcaggcaaaa	10020
gttgaagggt	gcatggtaca	agtaacctgt	ggaactacaa	ctcttaatgg	attgtgggtg	10080
gatgacacag	tatactgtcc	aagacatgtc	atgtgcacag	cagaagacat	gcttaatcct	10140
aactatgaag	atctgctcat	tcgcaaatcc	aaccatagct	ttcttggtca	ggctggcaat	10200
gttcaacttc	gtgttattgg	ccattctatg	caaaattgtc	tgcttaggct	taaagttgat	10260
acttctaacc	ctaagacacc	caagtataaa	tttgtccgta	tccaacctgg	tcaaacattt	10320
tcagttctag	catgctacaa	tggttcacca	tctggtggtt	atcagtgtgc	catgagacct	10380
aatcatacca	ttaaagggtc	tttccctaat	ggatcatgtg	gtagtgttgg	ttttaacatt	10440
gattatgatt	gcgtgtcttt	ctgctatatg	catcatatgg	agcttccaac	aggagtacac	10500
gctggtagct	acttagaagg	taaattctat	ggccatttgg	ttgacagaca	aactgcacag	10560
gctgcaggta	cagacacaac	cataacatta	aatgttttgg	catggctgta	tgtgctggtt	10620
atcaatgggt	ataggtggtt	tcttaataga	ttcaccacta	ctttgaatga	ctttaacctt	10680
gtggcaatga	agtacaacta	tgaaccttgg	acacaagatc	atgttgacat	attgggacct	10740
ctttctgctc	aaacaggaat	tgcctcttta	gatatgtgtg	ctgctttgaa	agagctgctg	10800
cagaatggta	tgaatggtcg	tactatcctt	ggtagcacta	ttttagaaga	tgagtttaca	10860
ccatttgatg	ttgttagaca	atgctctggt	gttaccttcc	aaggtaagtt	caagaaaatt	10920
gttaagggca	ctcatcattg	gatgctttta	actttcttga	catcactatt	gattcttgg	10980
caaagtacac	agtggtcact	gtttttcttt	gtttacgaga	atgctttctt	gccatttact	11040

-continued

cttggatta tggcaattgc tgcattgtct atgctgcttg ttaagcataa gcacgcattc 11100
 ttgtgcttgt ttctgttacc ttctcttgca acagttgctt actttaatat ggtctacatg 11160
 cctgctagct ggggtgatgcg tatcatgaca tggcttgaat tggctgacac tagcttgtct 11220
 ggttatagge ttaaggattg tgttatgtat gcttcagctt tagttttgct tattctcatg 11280
 acagctcgca ctgtttatga tgatgctgct agacgtgctt ggacactgat gaatgtcatt 11340
 acacttgctt acaaagtcta ctatggtaat gcttttagatc aagctatttc catgtgggccc 11400
 ttagttattt ctgtaacctc taactattct ggtgtcgtta cgactatcat gtttttagct 11460
 agagctatag tgtttgtgtg tgttgagtat taccattgtt tattattac tggcaacacc 11520
 ttacagtga tcatgcttgt ttattgttcc ttaggctatt gttgctgctg ctactttggc 11580
 cttttctgct tactcaaccg ttacttcagg cttactcttg gtgtttatga ctacttggtc 11640
 tctacacaag aatntagga tatgaacctc caggggcttt tgctcctaa gagtagtatt 11700
 gatgctttca agcttaacat taagtgttg ggtattggag gtaaacatg tatcaagggt 11760
 gctactgtac agtctaaat gctgacgta aagtgcacat ctgtggtact gctctcggtt 11820
 ctcaacaac ttagagtaga gtcattctct aaattgtggg cacaatgtgt acaactccac 11880
 aatgatattc ttcttgcaaa agacacaact gaagcttctg agaagatggt ttctcttttg 11940
 tctgttttgc tatccatgca ggggtctgta gacattaata ggttgtgcga ggaatgctc 12000
 gataaccgtg ctactcttca ggctattgct tcagaattta gttctttacc atcatatgcc 12060
 gcttatgcca ctgcccaga ggcctatgag caggctgtag ctaatggtga ttctgaagtc 12120
 gttctcaaaa agttaaagaa atctttgaat gtggctaaat ctgagtttga cctgatgct 12180
 gccatgcaac gcaagttgga aaagatggca gatcaggcta tgacccaat gtacaaacag 12240
 gcaagatctg aggacaagag ggcaaaagta actagtgcta tgcaacaat gctcttcaact 12300
 atgcttagga agcttgataa tgatgcactt aacaacatta tcaacaatgc gcgtgatggt 12360
 tgtgttccac tcaacatcat accattgact acagcagcca aactcatggt tgtgttcct 12420
 gattatggta cctacaagaa cacttgtgat ggtaacacct ttacatatgc atctgactc 12480
 tgggaaatcc agcaagtgtg tgatgctgat agcaagattg ttcaacttag tgaatattac 12540
 atggacaatt caccaaatgt ggcttggcct cttattgtta cagctctaag agccaactca 12600
 gctgttaaac tacagaataa tgaactgagt ccagtagcac tacgacagat gtcctgtgct 12660
 gctggtacca cacaaacagc ttgtactgat gacaatgcac ttgcctacta taacaattcg 12720
 aaggaggga ggtttgtgct ggcattacta tcagaccacc aagatctcaa atgggctaga 12780
 ttccctaaga gtgatggtac aggtacaatt tacacagaac tggaaaccacc ttgtaggttt 12840
 gttacagaca caccaaaagg gcctaaagt aaatacttgt acttcatcaa aggtttaaac 12900
 aacctaaata gaggtatggt gctgggcagt ttagctgcta cagtacgtct tcaggctgga 12960
 aatgctacag aagtacctgc caattcaact gtgcttctct tctgtgcttt tgcagtagac 13020
 cctgctaaa catataagga ttacctagca agtggaggac aaccaatcac caactgtgtg 13080
 aagatgttgt gtacacacac tggtagcaga caggcaatta ctgtaacacc agaagctaac 13140
 atggaccaag agtctcttgg tgggtcttca tgtgtctgt attgtatagc ccacattgac 13200
 catccaaatc ctaaaggatt ctgtgacttg aaaggtaagt acgtccaaat acctaccact 13260
 tgtgctaatg acccagtggg ttttacactt agaaacacag tctgtaccgt ctgctggaatg 13320
 tggaaagggt atggctgtag ttgtgaccaa ctccgcaac ccttgatgca gtctgctgat 13380
 gcatcaacgt ttttaacagg gtttgoggtg taagtgcagc ccgtcttaca cctgctgca 13440

-continued

caggcactag tactgatgtc gtctacaggg cttttgatat ttacaacgaa aaagttgctg	13500
gttttgcaaa gttcctaaaa actaattgct gtcgcttcca ggagaaggat gaggaaggca	13560
at ttattaga ctcttacttt gt agttaaga ggcatactat gtctaactac caacatgaag	13620
agactattta taacttggtt aaagattgtc cagcgggtgc tgtccatgac tttttcaagt	13680
ttagagtaga tggtgacatg gtaccacata taccacgtca gcgtctaact aaatacacia	13740
tggctgattt agtctatgct ctacgtcatt ttgatgaggg taattgtgat acattaaaag	13800
aaatactcgt cacatacaat tgctgtgatg atgattattt caataagaag gattggtatg	13860
acttcgtaga gaatcctgac atcttacgcg tatatgctaa cttaggtgag cgtgtacgcc	13920
aatcattatt aaagactgta caattctgcg atgctatgcg tgatgcaggc attgtaggcg	13980
tactgacatt agataatcag gatcttaatg ggaactggtg cgatttcggt gatttcgtac	14040
aagtagcacc aggctgcgga gttcctattg tggattcata ttactcattg ctgatgcca	14100
tcctcacttt gactagggca ttggctgctg agtcccatat ggatgctgat ctgcataaac	14160
cacttattaa gtgggatctg ctgaaatag attttacgga agagagactt tgtctcttcg	14220
accgttattt taaatattgg gaccagacat accatcccaa ttgtattaac tgtttggatg	14280
ataggtgat ccttcattgt gaaaacttta atgtgttatt ttctactgtg tttccacctt	14340
caagttttg accactagta agaaaaatat ttgtagatgg tgttcctttt gttgtttcaa	14400
ctggatacca ttttcgtgag ttaggagtcg tacataatca ggatgtaaac ttacatagct	14460
cgctctcag tttcaaggaa cttttagtg atgctgctga tccagctatg catgcagctt	14520
ctggcaattt attgctagat aaacgcacta catgcttttc agtagctgca ctaacaaaca	14580
atgttgcttt tcaaactgtc aaaccoggtg attttaataa agacttttat gactttgctg	14640
tgtctaaagg tttctttaag gaaggaagtt ctggtgaact aaaacacttc tctttgctc	14700
aggatggcaa cgctgctatc agtgattatg actattatcg ttataatctg ccaacaatgt	14760
gtgatatcag acaactccta ttcgtagtg aagttgtga taaatacttt gattgttacg	14820
atggtggctg tattaatgcc aaccaagtaa tcgttaacaa tctggataaa tcagctgggt	14880
tcccatttaa taaatggggg aaggctagac tttattatga ctcaatgagt tatgaggatc	14940
aagatgcact tttcgcgat actaagcgtg atgtcatccc tactataact caaatgaatc	15000
ttaagtatgc cattagtgca aagaatagag ctgcacccgt agctgggtgc tctatctgta	15060
gtactatgac aaatagacag tttcatcaga aattattgaa gtcaatagcc gccactagag	15120
gagctactgt ggtaattgga acaagcaagt tttacggtgg ctggcataat atgttaaaaa	15180
ctgttacag tgatgtgaaa actccacacc ttatgggttg ggattatcca aaatgtgaca	15240
gagccatgcc taacatgctt aggataatgg cctctcttgt tcttgctcgc aaacataaca	15300
cttgctgtaa ctatcacac cgtttctaca ggtagctaa cgagtgtgcg caagtattaa	15360
gtgagatggt catgtgtggc ggctcactat atgttaaac aggtggaaca tcatccggtg	15420
atgtacaaac tgcttatgct aatagtgct ttaacatttg tcaagctggt acagccaatg	15480
taaatgcact tctttcaact gatggtaata agatagctga caagtatgct cgcaatctac	15540
aaacagggct ctatgagtgt ctctatagaa atagggatgt tgatcatgaa ttcgtggatg	15600
agttttacgc ttacctgcgt aaacatttct ccatgatgat tctttctgat gatgccgttg	15660
tgtgctataa cagtaactat gcggctcaag gtttagtagc tagcattaag aactttaagg	15720
cagttcttta ttatcaaac aatgtgttca tgtctgaggc aaaatgttg actgagactg	15780
accttactaa aggacctcac gaattttgct cacagcatc aatgctagtt aaacaaggag	15840

-continued

atgattacgt	gtacctgctt	taccagatc	catcaagaat	attagggcga	ggctgttttg	15900
tcgatgatat	tgtcaaaaca	gatggtacac	ttatgattga	aaggttcgtg	tactgggcta	15960
ttgatgctta	cccacttaca	aaacatccta	atcaggagta	tgctgatgtc	tttcaactgt	16020
atttacaata	cattagaaaag	ttacatgatg	agcttactgg	ccacatgttg	gacatgtatt	16080
ccgtaatgct	aactaatgat	aacacctcac	ggactggga	acctgagttt	tatgaggcta	16140
tgtacacacc	acatacagtc	ttgcaggctg	taggtgcttg	tgtattgtgc	aattcacaga	16200
cttcaacttg	ttgcggtgcc	tgtattagga	gaccattcct	atgttgcaag	tgctgctatg	16260
accatgtcat	ttcaacatca	cacaaattag	tgttgtctgt	taatccctat	gtttgaatg	16320
ccccagggtg	tgatgtcact	gatgtgacac	aactgtatct	aggaggtatg	agctattatt	16380
gcaagtcaca	taagcctccc	attagttttc	cattatgtgc	taatggtcag	gtttttggtt	16440
tatacaaaaa	cacatgtgta	ggcagtgaca	atgtcactga	cttcaatgcg	atagcaacat	16500
gtgattggac	taatgctggc	gattacatc	ttgccaacac	ttgtactgag	agactcaagc	16560
ttttcgcagc	agaaacgctc	aaagccactg	aggaaacatt	taagctgtca	tatggtattg	16620
ctactgtacg	cgaagtactc	tctgacagag	aattgcatct	ttcatgggag	gttggaaaac	16680
ctagaccacc	attgaacaga	aactatgtct	ttactgggta	ccgtgtaact	aaaaatagta	16740
aagtacagat	tggagagtac	acctttgaaa	aaggtgacta	tgggtgatgct	gttgtgtaca	16800
gaggtactac	gacatacaag	ttgaatgttg	gtgattactt	tgtgttgaca	tctcactctg	16860
taatgccact	tagtgacctt	actctagtgc	cacaagagca	ctatgtgaga	attactggct	16920
tgtacccaac	actcaacatc	tcagatgagt	tttctagcaa	tgttgcaaat	tatcaaaagg	16980
tcggcatgca	aaagtactct	acactccaag	gaccacctgg	tactggtaag	agtcattttg	17040
ccatcggact	tgtctctcat	taccatctg	ctcgcatagt	gtatacggca	tgtctctcat	17100
cagctgttga	tgccctatgt	gaaaaggcat	taaaatattt	gccatagat	aaatgtagta	17160
gaatcatacc	tgcgcgtgcg	cgcgtagagt	gttttgataa	attcaaagtg	aattcaacac	17220
tagaacagta	tgttttctgc	actgtaaatg	cattgccaga	aacaactgct	gacattgtag	17280
tctttgatga	aatctctatg	gctactaatt	atgacttgag	tgttgtcaat	gctagacttc	17340
gtgcaaaaa	ctacgtctat	attggogatc	ctgctcaatt	accagccccc	cgcacattgc	17400
tgactaaagg	cacactagaa	ccagaatatt	ttaattcagt	gtgcagactt	atgaaaacaa	17460
taggtccaga	catgttctct	ggaactgtgc	gccgtgtgct	tgctgaaatt	gttgacactg	17520
tgagtgtctt	agtttatgac	aataagctaa	aagcacacaa	ggataagtca	gctcaatgct	17580
tcaaaatggt	ctacaagggt	gttattacac	atgatgttct	atctgcaatc	aacagacctc	17640
aaataggcgt	tgtaagagaa	tttcttacac	gcaatcctgc	ttggagaaaa	gctgttttta	17700
tctcacctta	taattcacag	aacgctgtag	cttcaaaaat	cttaggattg	cctacgcaga	17760
ctgttgatc	atcacagggt	tctgaatatg	actatgtcat	attcacacaa	actactgaaa	17820
cagcacactc	ttgtaatgtc	aaccgcttca	atgtggctat	cacaagggca	aaaattggca	17880
ttttgtgcat	aatgtctgat	agagatcttt	atgacaaaact	gcaatttaca	agtctagaaa	17940
taccacgtcg	caatgtggct	acattacaag	cagaaaatgt	aactggactt	ttaaggact	18000
gtagtaagat	cattactgggt	cttcatccta	cacaggcacc	tacacacctc	agcgttgata	18060
taaagttcaa	gactgaagga	ttatgtgttg	acataccagg	cataccaaag	gacatgacct	18120
accgtagact	catctctatg	atgggtttca	aaatgaatta	ccaagtcaat	ggttacctca	18180
atatgtttat	caccocgcaa	gaagctatct	gtcacgttct	tgcgtggatt	ggctttgatg	18240

-continued

tagagggctg	tcattgcaact	agagatgctg	tgggtactaa	cctacctctc	cagctaggat	18300
tttctacagg	tgtaactta	gtagctgtac	cgactgggta	tgttgacact	gaaaataaca	18360
cagaattcac	cagagttaat	gcaaaacctc	caccaggtga	ccagtttaa	catcttatac	18420
cactcatgta	taaaggcttg	ccctggaatg	tagtgcgtat	taagatagta	caaatgctca	18480
gtgatacact	gaaaggattg	tcagacagag	tcgtgttcgt	cctttgggcg	catggctttg	18540
agcttacatc	aatgaagtac	tttgtcaaga	ttggacctga	aagaacgtgt	tgtctgtgtg	18600
acaaacgtgc	aacttgcttt	tctacttcat	cagatactta	tgctgctgg	aatcattctg	18660
tgggttttga	ctatgtctat	aaccattta	tgattgatgt	tcagcagtgg	ggctttacgg	18720
gtaaccttca	gagtaacct	gaccaacatt	gccaggtaca	tggaaatgca	catgtggcta	18780
gttgtgatgc	tatcatgact	agatgtttag	cagtcctga	gtgctttgtt	aagcgcgttg	18840
attggtctgt	tgaataccct	attataggag	atgaactgag	ggtaattct	gcttcagaa	18900
aagtacaaca	catggttggt	aagtctgccc	tcctggctga	taagttcca	gttcttcatg	18960
acattggaaa	tccaaaggct	atcaagtgtg	tgctcaggc	tgaagtagaa	tggaaagtct	19020
acgatgctca	gccatgtagt	gacaaagctt	acaaaataga	ggagctcttc	tattcttatg	19080
ctacacatca	cgataaatc	actgatggg	tttgtttgtt	ttggaattgt	aacgttgatc	19140
gttaccacgc	caatgcaatt	gtgtgtaggt	ttgacacaag	agtcttgca	aacttgaact	19200
taccaggctg	tgatgggtgt	agtttgtatg	tgaataagca	tgattccac	actccagctt	19260
tcgataaaaag	tgcatctact	aatttaaagc	aattgccttt	cttttactat	tctgatagtc	19320
cttgtgagtc	tcattggcaaa	caagtgtgt	cggatattga	ttatgttcca	ctcaaatctg	19380
ctacgtgtat	tacacgatgc	aatttaggtg	gtgctgtttg	cagacaccat	gcaaatgagt	19440
accgacagta	cttggatgca	tataatatga	tgatttctgc	tggatttagc	ctatggattt	19500
acaaacaatt	tgatacttat	aacctgtgga	atacatttac	caggttacag	agtttagaaa	19560
atgtggctta	taatgttgtt	aataaaggac	actttgatgg	acacgccggc	gaagcacctg	19620
tttccatcat	taataatgct	gtttacacaa	aggtagatgg	tattgatgtg	gagatctttg	19680
aaaaaagac	aacacttctc	gttaatgttg	catttgagct	ttgggctaag	cgtaacatta	19740
aaccagtgcc	agagattaag	atactcaata	atltgggtgt	tgatctcgtc	gctaactactg	19800
taatctggga	ctataaaaaga	gaagcccag	cacatgtatc	tacaataggt	gtctgcacaa	19860
tgactgacat	tgccaagaaa	cctactgaga	gtgcttgctc	ttcacttact	gtcttgtttg	19920
atggtagagt	ggaaggacag	gtagaccttt	ttagaaacgc	ccgtaatggt	gttttaataa	19980
cagaaggctc	agtcaaaagt	ctaaccactt	caaagggacc	agcacaagct	agcgtcaatg	20040
gagtcacatt	aattggagaa	tcagtaaaa	cacagtttaa	ctactttaag	aaagtagacg	20100
gcattattca	acagttgcct	gaaacctact	ttactcagag	cagagactta	gaggatttta	20160
agccagatc	acaaatggaa	actgacttct	tcgagctcgc	tatggatgaa	ttcatacagc	20220
gatataagct	cgagggtat	gccttogaac	acatcgttta	tggagatttc	agtcattggac	20280
aacttgccgg	tcttcattta	atgatagct	tagccaagcg	ctcacaagat	tcaccactta	20340
aattagagga	ttttatccct	atggacagca	cagtgaaaaa	ttacttcata	acagatgccg	20400
aaacaggctc	atcaaaatgt	gtgtgttctg	tgattgatct	tttacttgat	gactttgtcg	20460
agataataaa	gtcacaagat	ttgtcagtga	tttcaaaagt	ggcaagggtt	acaattgact	20520
atgctgagat	ttcattcatg	ctttgggtga	aggacggaca	tgttgaacc	ttctacccaa	20580
aactacaagc	aagtcaagcg	tggcaaccag	gtgttgcat	gcctaacttg	tacaagatgc	20640

-continued

```

aaagaatgct tcttgaaaag tgtgaccttc agaattatgg tgaaaatgct gttataccaa 20700
aaggaataat gatgaatgtc gcaaagtata ctcaactgtg tcaatactta aatacactta 20760
ctttagctgt accctacaac atgagagtta ttcactttgg tgctggctct gataaaggag 20820
ttgcaccagg tacagctgtg ctgagacaat ggttgccaac tggcacacta cttgtcgatt 20880
cagatcttaa tgacttcgtc tccgacgcag attctacttt aattggagac tgtgcaacag 20940
tacatacggc taataaatgg gaccttatta ttagcgatat gtatgacctt aggaccaaac 21000
atgtgacaaa agagaatgac tctaaagaag ggtttttcac ttatctgtgt ggatttataa 21060
agcaaaaact agccctgggt ggttctatag ctgtaaagat aacagagcat tcttggaatg 21120
ctgaccttta caagcttatg ggccatttct catggtggac agcttttggc acaaatgtaa 21180
atgcatcacc atcggaaagc tttttaattg gggctaacta tcttggcaag ccgaaggaac 21240
aaattgatgg ctataccatg catgctaact acattttctg gaggaacaca aatcctatcc 21300
agttgtcttc ctattcactc tttgacatga gcaaatctcc tcttaaatta agaggaactg 21360
ctgtaatgtc tcttaaggag aatcaaatca atgatatgat ttattctctt ctggaaaaag 21420
gtaggcttat cattagagaa aacaacagag ttgtggtttc aagtgatatt cttgtaaca 21480
actaaacgaa catgtttatt ttcttattat ttcttactct cactagtggt agtgacctg 21540
accggtgcac cacttttgat gatgttcaag ctcttaatta cactcaacat acttcatcta 21600
tgaggggggt ttactatcct gatgaaattt ttagatcaga cactctttat ttaactcagg 21660
atthatttct tccattttat tctaatgta cagggtttca tactattaat catacgtttg 21720
gcaaccctgt catacctttt aaggatggta tttattttgc tgccacagag aatcaaatg 21780
ttgtccgtgg ttgggttttt ggttctacca tgaacaacaa gtcacagtcg gtgattatta 21840
ttaacaatc tactaatggt gttatcacgag catgtaactt tgaattgtgt gacaacctt 21900
tctttgctgt ttctaaacc atgggtacac agacacatac tatgatattc gataatgcat 21960
ttaattgcac tttcagtagc atatctgatg ccttttcgct tgatgtttca gaaaagtcag 22020
gtaattttaa acacttacga gagtttgtgt ttaaaaataa agatgggttt ctctatggtt 22080
ataagggtca tcaacctata gatgtagttc gtgatctacc ttctgggttt aacactttga 22140
aacctattht taagttgcct cttggtatta acattacaaa ttttagagcc attcttacag 22200
ccttttcacc tgcacaagac atttggggca cgtcagctgc agcctattht gttggctatt 22260
taaagccaac tacatttatg ctcaagtatg atgaaaatgg tacaatcaca gatgctgttg 22320
attgttctca aaatccactt gctgaactca aatgctctgt taagagcttt gagattgaca 22380
aaggaattta ccagacctct aatttcaggg ttgttccctc aggagatggt gtgagattcc 22440
ctaataattc aaacttgtgt ccttttgag aggtttttaa tgctactaaa ttccctctg 22500
tctatgcatg ggagagaaaa aaaatttcta attgtgttgc tgattactct gtgctctaca 22560
actcaacatt tttttcaacc ttaagtgtct atggcgtttc tgccactaag ttgaatgac 22620
tttcttctc caatgtctat gcagattctt ttgtagtcaa gggagatgat gtaagacaaa 22680
tagcgccagg acaaactggt gttattgctg attataatta taaattgcca gatgatttca 22740
tgggttgtgt ccttgccttg aatactagga acattgatgc tacttcaact ggtaattata 22800
attataaata taggtatctt agacatggca agcttaggcc ctttgagaga gacatatcta 22860
atgtgccttt ctccctgat ggcaaacctt gcaccccacc tgctcttaat tgttattggc 22920
cattaaatga ttatggtttt tacaccacta ctggcattgg ctaccaacct tacagagttg 22980
tagtactttc ttttgaactt ttaaatgcac cggccacggt ttgtggacca aaattatcca 23040

```

-continued

ctgaccttat taagaaccag tgtgtcaatt ttaattttaa tggactcact ggtactgggtg	23100
tgtaactcc ttcttcaaag agatttcaac catttcaaca atttggcogt gatgttctg	23160
atctcactga ttccgttcga gatcctaaaa catctgaaat attagacatt tcaccttgct	23220
cttttggggg tgtaagtga attacacctg gaacaaatgc ttcactctgaa gttgctgttc	23280
tatatcaaga tgtaactgc actgatgttt ctacagcaat tcatgcagat caactcacac	23340
cagcttggcg catatattct actggaaaca atgtattcca gactcaagca ggetgtctta	23400
taggagctga gcatgtcgac acttcttatg agtgcgacat tcctattgga gctggcattt	23460
gtgctagtta ccatacagtt tctttattac gtagtactag ccaaaaatct attgtggctt	23520
atactatgtc tttagggtct gatagttcaa ttgcttactc taataacacc attgctatac	23580
ctactaactt ttcaattagc attactacag aagtaatgcc tgtttctatg gctaaaacct	23640
ccgtagattg taatatgtac atctgogag attctactga atgtgctaatt ttgcttctcc	23700
aatatggtag cttttgcaca caactaaatc gtgcactctc aggtattgct gctgaacagg	23760
atcgcaaac acgtgaagtg ttcgctcaag tcaaacaaat gtacaaaacc ccaactttga	23820
aatattttg tggttttaat ttttcacaaa tattacctga ccctctaaag ccaactaaga	23880
ggtcttttat tgaggacttg ctctttaata aggtgacact cgctgatgct ggttctatga	23940
agcaatatgg cgaatgccta ggtgatatta atgctagaga tctcatttgt ggcgagaagt	24000
tcaatggact tacagtgttg ccacctctgc tcaactgatga tatgattgct gcctacacgg	24060
ctgctctagt tagtggctact gccactgctg gatggacatt tgggtgctggc gctgctcttc	24120
aaataccttt tgctatgcaa atggcatata ggttcaatgg cattggagtt acccaaatg	24180
ttctctatga gaacaaaa caaatcgcca accaatttaa caaggcgatt agtcaaattc	24240
aagaatcact tacaacaaca tcaactgcat tgggcaagct gcaagacgtt gttaaccaga	24300
atgctcaagc attaaacaca cttgttaaac aacttagctc taattttggt gcaatttcaa	24360
gtgtgctaaa tgatatcctt tcgcgacttg ataaagtca ggcggaggta caaattgaca	24420
ggttaattac aggcagactt caaagccttc aaacctatgt aacacaacaa ctaatcaggg	24480
ctgctgaaat cagggcttct gctaactctg ctgctactaa aatgtctgag tgtgttcttg	24540
gacaatcaaa aagagtgtac ttttgtgaa agggctacca ccttatgtcc tcccaacaag	24600
cagccccgca tgggtgtgtc ttcctacatg tcacgtatgt gccatcccag gagaggaaact	24660
tcaccacagc gccagcaatt tgtcatgaag gcaaagcata cttccctcgt gaagggtgtt	24720
ttgtgtttaa tggcacttct tggtttatta cacagaggaa cttcttttct ccacaataa	24780
ttactacaga caatacattt gtctcaggaa attgtgatgt cgttattggc atcattaaca	24840
acacagtta tgatcctctg caacctgagc tcgactcatt caaagaagag ctggacaagt	24900
acttcaaaaa tcatacatca ccagatgttg atcttggcga catttcaggc attaacgctt	24960
ctgtcgtcaa cattcaaaaa gaaattgacc gctcaatga ggtcgctaaa aatttaaatg	25020
aatcactcat tgaccttcaa gaattgggaa aatatgagca atatattaaa tggccttgggt	25080
atgtttggct cggcttcatt gctggactaa ttgccatcgt catggttaca atcttgcctt	25140
ggtgcatgac tagttgttgc agttgctca aggggtgatg ctcttgtgggt tcttgcgtca	25200
agtttgatga ggatgactct gagccagttc tcaagggtgt caaattacat tacacataaa	25260
cgaacttatg gatttgttta tgagattttt tactcttggg tcaattactg cacagccagt	25320
aaaaattgac aatgcttctc ctgcaagtac tgttcatgct acagcaacga taccgctaca	25380
agcctcactc cctttcggat ggcttgttat tggcgttga tttcttctg ttttcagag	25440

-continued

cgctaccaa ataattgcgc tcaataaaaag atggcagcta gccctttata agggcttcca 25500
 gttcatttgc aatttactgc tgctatttgt taccatctat tcacatcttt tgcttgcgc 25560
 tgcaggatg gaggcgcaat ttttgtaact ctatgccttg atatattttc tacaatgcat 25620
 caacgcagt agaattatta tgagatgttg gctttgttgg aagtgcaaat ccaagaaccc 25680
 attactttat gatgccaaact actttgtttg ctggcacaca cataactatg actactgtat 25740
 accatataac agtgtcacag atacaattgt cgttactgaa ggtgacggca tttcaacacc 25800
 aaaactcaa gaagactacc aaattggtgg ttattctgag gataggcact cagggtgtaa 25860
 agactatgic gttgtacatg gctatttcac cgaagtttac taccagcttg agtctacaca 25920
 aattactaca gacactggta ttgaaaatgc tacattcttc atctttaaca agcttgttaa 25980
 agaccaccg aatgtgcaaa tacacacaat cgacggctct tcaggagtgg ctaatccagc 26040
 aatggatcca atttatgatg agccgacgac gactactagc gtgccttgt aagcacaaga 26100
 aagtgagtac gaacttatgt actcattcgt ttcggaagaa acaggtagct taatagttaa 26160
 tagcgtactt cttttcttg cttctgtggg attcttgcta gtcacactag ccatccttac 26220
 tgcgcttcca ttgtgtcgt actgctgcaa tattgttaac gtgagttag taaaaccaac 26280
 ggtttacgic tactcgcgtg ttaaaaatct gaactctct gaaggagtgc ctgatctct 26340
 ggtctaaacg aactaactat tattattatt ctgtttgaa ctttaacatt gcttatcatg 26400
 gcagacaacg gtactattac cgttgaggag cttaacaac tcctggaaca atggaaccta 26460
 gtaataggtt tcctattcct agcctggatt atgttactac aatttgcta ttctaacgg 26520
 aacaggtttt tgtacataat aaagcttgtt ttcctctggc tcttgggcc agtaacactt 26580
 gcttgtttt tgcttgcgc tgtctacaga attaattggg tgactggcgg gattgcgatt 26640
 gcaatggctt gtatttagg cttagatgtg ctttagctact tcgttgcttc cttcaggctg 26700
 tttgctcgt cccgctcaat gtggtcattc aaccagaaa caaacattct tctcaatgtg 26760
 cctctccggg ggacaattgt gaccagaccg ctcatggaaa gtgaactgt cattggtgct 26820
 gtgatcattc gtggtcactt gcgaatggc ggacacccc tagggcgtg tgacattaag 26880
 gacctgcca aagagatcac tgtggctaca tcacgaacgc tttcttatta caaattagga 26940
 gcgtcgcagc gtgtaggcac tgattcagg tttgctgcat acaaccgcta ccgtattgga 27000
 aactataaat taaatacaga ccacgocggt agcaacgaca atattgcttt gctagtacag 27060
 taagtgaca cagatgttct atcttgttga cttccagggt acaatagcag agatattgat 27120
 tatcattatg aggactttca ggattgctat ttggaatctt gacgttataa taagttcaat 27180
 agtgagaca ttatttaagc ctctaactaa gaagaattat tcggagttag atgatgaaga 27240
 acctatggag ttagattatc cataaaacga acatgaaaat tattctcttc ctgacattga 27300
 ttgtatttac atcttgcgag ctatatcact atcaggagtg ttttagagg acgactgtac 27360
 tactaaaaga accttgccca tcaggaacat acgagggcaa ttcaccattt caccctctg 27420
 ctgacaataa atttgacta acttgacta gcacacactt tgcttttget tgtgctgacg 27480
 gtactcgaca tacctatcag ctgcgtgcaa gatcagtttc accaaaactt tcatcagac 27540
 aagaggagg tcaacaagag ctctaactgc cactttttct cattgttget gctctagtat 27600
 ttttaact ttgcttcacc attaagagaa agacagaatg aatgagctca ctttaattga 27660
 cttctatttg tgcttttag cctttctgct attccttgtt ttaataatgc ttattatatt 27720
 ttggtttca ctcgaaatcc aggatctaga agaacctgt accaaagtct aaacgaacat 27780
 gaaacttctc attgtttga cttgtatttc tctatgcagt tgcatatgca ctgtagtaca 27840

-continued

```

gcgctgtgca tctaataaac ctcatgtgct tgaagatcct tgtaaggtac aacactaggg 27900
gtaataactta tagcactgct tggctttgtg ctctaggaaa ggttttacct tttcatagat 27960
ggcacactat ggttcaaaca tgcacaccta atgttactat caactgtcaa gatccagctg 28020
gtggtgcgct tatagctagg tgttggtacc ttcatagaagg tcaccaaact gctgcattta 28080
gagacgtact tgttgtttta aataaacgaa caaattaaaa tgtctgataa tggaccccaa 28140
tcaaaccaac gtagtgcccc cgcattaca tttggtggac ccacagattc aactgacaat 28200
aaccagaatg gaggacgcaa tggggcaagg ccaaacacgc gccgacccca aggtttaccc 28260
aataaactg cgtcttgggt cacagctctc actcagcatg gcaaggagga acttagattc 28320
cctcgaggcc agggcgcttc aatcaacacc aatagtggtc cagatgacca aattggctac 28380
taccgaagag ctaccgcagc agttcgtggt ggtgacggca aatgaaaga gctcagcccc 28440
agatggtact tctattacct aggaactggc ccagaagctt cacttcctca cggcgctaac 28500
aaagaaggca tcgtaggggt tgcaactgag ggagccttga atacacccaa agaccacatt 28560
ggcaccgcga atcctaataa caatgctgcc accgtgctac aacttcctca aggaacaaca 28620
ttgcaaaaag gcttctacgc agaggaagc agaggcggca gtcaagctc ttctcgtcc 28680
tcatcacgta gtcgcggtaa ttcaagaaat tcaactctg gcagcagtag gggaaattct 28740
cctgctcgaa tggtagcgg aggtggtgaa actgccctcg cgctattgct gctagacaga 28800
ttgaaccagc ttgagagcaa agtttctggt aaaggccaac aacaacaagg ccaactgtc 28860
actaagaaat ctgctgctga ggcattctaa aagcctcgcc aaaaacgtac tggcacaaaa 28920
cagtacaacg tcaactcaagc atttgggaga cgtggtccag aacaaccca aggaaatttc 28980
ggggaccaag acctaactag acaaggaact gattacaaac attggccgca aattgcacaa 29040
tttgcctcaa gtgcctctgc attctttgga atgtcacgca ttggcatgga agtcacacct 29100
tcgggaacat ggctgactta tcatggagcc attaaattgg atgacaaaga tccacaattc 29160
aaagacaacg tcatactgct gaacaagcac attgacgcat acaaacatt cccaccaaca 29220
gagcctaaaa aggacaaaaa gaaaagact gatgaagctc agcctttgcc gcagagacaa 29280
aagaagcagc ccaactgtgac tcttctctc cgggctgaca tggatgattt ctccagacaa 29340
cttcaaaatt ccatgagtgg agcttctgct gattcaactc aggcataaac actcatgatg 29400
accacacaag gcagatgggc tatgtaaacg ttttcgcaat tccgtttacg atacatagtc 29460
tactcttgtg cagaatgaat tctcgtaact aacagcaca agtaggttta gtttaacttta 29520
atctcacata gcaatcttta atcaatgtgt aacattaggg aggacttgaa agagccacca 29580
cattttcacc gaggccacgc ggagtacgat cgagggtaca gtgaataatg ctagggagag 29640
ctgctatata ggaagagccc taatgtgtaa aattaatttt agtagtgcta tccccatgtg 29700
attttaatag ctcttagga gaatgacaaa aaaaaaaaa aaaaaaaa 29748

```

```

<210> SEQ ID NO 2
<211> LENGTH: 29727
<212> TYPE: DNA
<213> ORGANISM: SARS coronavirus
<220> FEATURE:
<221> NAME/KEY: misc_feature
<222> LOCATION: (1)..(29727)
<223> OTHER INFORMATION: SARS Urbani 278741 sequence

<400> SEQUENCE: 2

```

```

atattaggtt ttacctacc caggaaaagc caaccaacct cgatctcttg tagatctggt 60
ctctaaacga actttaaat ctgtgtagct gtcgctcggc tgcatgccta gtgcacctac 120

```


-continued

gcagataaaa caataataaa ttttactgtc gttgacaaga aacgagtaac tegtccctct	180
tctgcagact gottacgggt tctgcoggt tgcagtcgat catcagcata cctaggtttc	240
gtccgggtgt gaccgaaagg taagatggag agccttggtc ttggtgtcaa cgagaaaaca	300
cacgtccaac tcagtttgcc tgtccttcag gttagagacg tgctagtgcg tggcttcggg	360
gactctgtgg aagaggccct atcggaggca cgtgaacacc tcaaaaatgg cacttgtggt	420
ctagtagagc tggaaaaagg cgtactgccc cagcttgaac agccctatgt gttcattaaa	480
cgttctgatg ccttaagcac caatcacggc cacaaggctc ttgagctggt tgcagaaatg	540
gacggcattc agtacggctc tagcgggtata aactggggag tactcgtgcc acatgtgggc	600
gaaaccccaa ttgcataccg caatgttctt cttcgtgaaga acggaataa gggagccggg	660
ggcatagct atggcatcga tctaaagtct tatgacttag gtgacgagct tggcactgat	720
cccattgaag attatgaaca aaactggaac actaagcatg gcagtggtgc actccgtgaa	780
ctcactcgtg agctcaatgg aggtgcagtc actcgtatg tcgacaacaa tttctgtggc	840
ccagatgggt accctcttga ttgcatacaa gattttctcg cacgcgcggg caagtcaatg	900
tgcactctt cegaacaact tgattacatc gagtcgaaga gaggtgtcta ctgctgccgt	960
gaccatgagc atgaaattgc ctggttact gagcgtctg ataagagcta cgagcaccag	1020
acacccttcg aaattaagag tgccaagaaa tttgacactt tcaaagggga atgcccagg	1080
tttgtgttc ctcttaactc aaaagtcaaa gtcattcaac cacgtgttga aaagaaaaag	1140
actgaggggt tcatggggcg tatacgtct gtgtaccctg ttgcatctcc acaggagtgt	1200
aacaatatgc acttgtctac cttgatgaaa tgtaatcatt gcgatgaagt ttcattggcag	1260
acgtgcgact ttctgaaagc cacttgtgaa cattgtggca ctgaaaattt agttattgaa	1320
ggacctacta catgtgggta cctacctact aatgctgtag tgaaaatgcc atgtcctgcc	1380
tgtaagacc cagagattgg acctgagcat agtgttcagc attatcacia cactcaaac	1440
attgaaactc gactccgcaa gggaggtagg actagatgtt ttggagctg tgtgtttgcc	1500
tatgttggct gctataataa gcgtgcctac tgggttctc gtgctagtgc tgatattggc	1560
tcaggccata ctggcattac tgggtgacaat gtggagacct tgaatgagga tctccttgag	1620
atactgagtc gtgaacgtgt taacattaac attgttggcg attttcattt gaatgaagag	1680
gttgccatca ttttggcatc tttctctgct tctacaagtg cctttattga cactataaag	1740
agcttggatt acaagtctt caaaaaccatt gttgagtcct gcgtaacta taaagttacc	1800
aagggaagc ccgtaaaagg tgcttggaaac attggacaac agagatcagt ttaaacacca	1860
ctgtgtggtt ttccctcaca ggctgctggt gttatcagat caatttttgc ggcacactt	1920
gatgcagcaa accactcaat tctgtatttg caaagagcag ctgtcaccat acttgatggt	1980
atctctgaac agtcattacg tcttctgcac gccatggttt atacttcaga cctgctcacc	2040
aacagtgtca ttattatggc atatgtaact ggtggtcttg tacaacagac ttctcagtgg	2100
ttgtctaate ttttgggca cactgttgaa aaactcaggc ctatcttga atggattgag	2160
gcgaaactta gtgcaggagt tgaatttctc aaggatgctt gggagattct caaatttctc	2220
attacaggtg tttttgacat cgtcaagggt caaatcagg ttgcttcaga taacatcaag	2280
gattgtgtaa aatgcttcat tgatgttgtt aacaaggcac tcgaaatgtg cattgatcaa	2340
gtcactatcg ctggcgcaaa gttgcgatca ctcaacttag gtgaagtctt catcgtcaa	2400
agcaagggac tttaccgtca gtgtatacgt ggcaaggagc agctgcaact actcatgct	2460
cttaaggcac caaaagaagt aaccttctt gaaggtgatt cacatgacac agtacttacc	2520

-continued

tctgaggagg ttgttctcaa gaacgggtgaa ctogaagcac tcgagacgcc cgttgatage	2580
ttcaciaaatg gagctatcgt tggcacacca gtctgtgtaa atggcctcat gctcttagag	2640
attaaggaca aagaacaata ctgcgcattg tctcctgggt tactggctac aaacaatgtc	2700
tttcgcttaa aaggggggtgc accaattaaa ggtgtaacct ttggagaaga tactgtttgg	2760
gaagttcaag gttacaagaa tgtgagaatc acatttgagc ttgatgaacg tgttgacaaa	2820
gtgcttaatg aaaagtgtc tgtctacact gttgaatccg gtaccgaagt tactgagttt	2880
gcatgtgttg tagcagaggc tgttgtgaag actttacaac cagtttctga tctccttacc	2940
aacatgggta ttgatcttga tgagtggagt gtagctacat tctacttatt tgatgatgct	3000
ggtgaagaaa acttttctc acgtatgtat tgttcctttt acctccaga tgaggaagaa	3060
gaggacgatg cagagtgtga ggaagaagaa attgatgaaa cctgtgaaca tgagtacggt	3120
acagaggatg attatcaagg tctccctctg gaatttgggt cctcagctga aacagttcga	3180
gttgaggaag aagaagagga agactggctg gatgatacta ctgagcaatc agagattgag	3240
ccagaaccag aacctacacc tgaagaacca gttaatcagt ttactggtta tttaaaactt	3300
actgacaatg ttgccattaa atgtgttgac atcgttaagg aggcacaaaag tgctaactct	3360
atggtgattg taaatgctgc taacatacac ctgaaacatg gtggtggtgt agcaggtgca	3420
ctcaacaagg caaccaatgg tgccatgcaa aaggagatg atgattacat taagctaaat	3480
ggcctctta cagtaggagg gtcttgtttg ctttctggac ataactctgc taagaagtgt	3540
ctgcatggtg ttggacctaa cctaaatgca ggtgaggaca tccagcttct taaggcagca	3600
tatgaaaatt tcaattcaca ggacatctta cttgcacat tgttgtcagc aggcataatt	3660
ggtgctaaac cacttcagtc tttacaagtg tgcgtgcaga cggttcgtac acaggtttat	3720
attgcagtea atgacaaagc tctttatgag caggttgtca tggattatct tgataacctg	3780
aagcctagag tggaaagacc taaacaagag gagccaccaa acacagaaga ttccaaaact	3840
gaggagaaat ctgctgtaca gaagcctgtc gatgtgaagc caaaaattaa ggctgcatt	3900
gatgagggta ccacaacact ggaagaaact aagtttctta ccaataagtt actcttgttt	3960
gctgatatca atggtaaagct ttaccatgat tctcagaaca tgcttagagg tgaagatatg	4020
tctttccttg agaagatgc accttacctg gtaggtgatg ttatcactag tggtgatctc	4080
acttgtgttg taataccctc caaaaaggct ggtggcacta ctgagatgct ctcaagagct	4140
ttgaagaaag tgccagttag tgagtatata accacgtacc ctggacaagg atgtgctggt	4200
tatacacttg aggaagctaa gactgctctt aagaaatgca aatctgcatt ttatgtacta	4260
ccttcagaag cacctaagtc taaggaagag attctaggaa ctgtatctctg gaatttgaga	4320
gaaatgcttg ctcatgctga agagacaaga aaattaatgc ctatatgcat ggatgttaga	4380
gccataatgg caaccatcca acgtaagat aaaggaatta aaattcaaga gggcatcgtt	4440
gactatgggt tccgattctt cttttatact agtaaagagc ctgtagcttc tattattacg	4500
aagctgaact ctctaaatga gccgcttgtc acaatgcca ttggttatgt gacacatggt	4560
tttaactctg aagaggctgc gcgctgatg cgttctctta aagctcctgc cgtagtgtca	4620
gtatcatcac cagatgctgt tactacatat aatggatacc tcacttcgtc atcaaaagaca	4680
tctgaggagc actttgtaga aacagtttct ttggctggct cttacagaga ttggtcctat	4740
tcaggacagc gtacagagtt aggtgttgaa tttcttaagc gtggtgacaa aattgtgtac	4800
cacactctgg agagccccgt cgagtttcat cttgacgggt aggttcttctc acttgacaaa	4860
ctaaagagtc tcttatccct gcgggaggtt aagactataa aagtgttcac aactgtggac	4920

-continued

aacactaatc tccacacaca gcttgtggat atgtctatga catatggaca gcagtttggg	4980
ccaacatact tggatgggtgc tgatgttaca aaaattaac ctcatgtaaa tcatgagggg	5040
aagactttct ttgtactacc tagtgateac aactacgta gtgaagcttt cgagtactac	5100
catactcttg atgagagttt tcttggtagg tacatgtctg ctttaaacca cacaaagaaa	5160
tggaatttc ctcaagttgg tggtttaact tcaattaat gggctgataa caattgttat	5220
ttgtctagtg ttttattagc acttcaacag cttgaagtca aattcaatgc accagcactt	5280
caagaggcct attatagagc ccgtgctggg gatgctgcta acttttgtgc actcactac	5340
gcttacagta ataaaactgt tggcgagcct ggtgatgtca gagaaactat gacccatcct	5400
ctacagcatg ctaatttggg atctgcaaag cgagttctta atgtggtgtg taaacattgt	5460
ggcagaaaa ctactacctt aacgggtgta gaagctgtga tgtatatggg tactctatct	5520
tatgataatc ttaagacagg tgtttccatt ccatgtgtgt gtggtcgtga tgctacaca	5580
tatctagtac aacaagatgc tcttttggg atgatgtctg caccacctgc tgagtataaa	5640
ttacagcaag gtacattctt atgtgcgaat gactacactg gtaactatca gttggtcat	5700
tacactcata taactgctaa ggagaccctc tatcgtattg acggagctca ccttacaag	5760
atgtcagagt acaaggacc agtgactgat gttttctaca aggaacatc ttactacaca	5820
accatcaagc ctgtgtcgtg taaactcgtg ggagttactt acacagagat tgaacaaaa	5880
ttggatgggt attataaaaa ggataatgct tactatacag agcagcctat agaccttga	5940
ccaactcaac cattacaaaa tgcgagtttt gataattca aactcacatg ttctaacaca	6000
aaatttgctg atgatttaaa tcaaatgaca ggcttcacaa agccagcttc acgagagcta	6060
tctgtcacat tcttcccaga cttgaatggc gatgtagtgg ctattgacta tagacactat	6120
tcagcgagtt tcaagaaagg tgctaatta ctgcataagc caattgtttg gcacattaac	6180
caggctacaa ccaagacaac gttcaaacca aactctggg gtttacgttg tctttggagt	6240
acaaagccag tagatacttc aaattcattt gaagtcttgg cagtagaaga cacacaagga	6300
atggacaatc ttgcttgtga aagtcaacaa cccacctctg aagaagtagt ggaaaatcct	6360
accatacaga aggaagtcat agagtgtgac gtgaaaacta ccgaagtgt aggcaatgct	6420
atacttaaac catcagatga aggtgttaaa gtaacacaag agttaggtca tgaggatcct	6480
atggctgctt atgtgaaaa cacaaagcatt accattaaga aacctaatga gctttcacta	6540
gccttagggt taaaaaat tgccactcat ggtattgctg caattaatag tgttccttgg	6600
agtaaaattt tggcttatgt caaaccttc ttaggacaag cagcaattac aacatcaaat	6660
tgcgtaaga gattagcaca acgtgtgttt aacaattata tgccttatgt gtttacatta	6720
ttgttccaat tgtgtacttt tactaaaagt accaattcta gaattagagc ttcactacct	6780
acaactatg ctaaaaatag tgttaagagt gttgctaaat tatgtttgga tgcggcatt	6840
aattatgtga agtcacccaa attttctaaa ttgttcacaa tcgctatgtg gctattgttg	6900
ttaagtattt gcttaggttc tctaactctg gtaactgctg cttttggtgt actcttatct	6960
aattttgggt ctccttctta ttgtaatggc gttagagaat tgtatcttaa ttcgtctaac	7020
gttactacta tggatttctg tgaaggttct tttccttgca gcatttgttt aagtgatta	7080
gactcccttg attcttatcc agctcttgaa accattcagg tgacgatttc atcgtacaag	7140
ctagacttga caattttagg tctggccgct gagtgggttt tggcatatat gttgttcaca	7200
aaattctttt atttattagg tctttcagct ataatgcagg tgttctttgg ctattttgct	7260
agtcatttca tcagcaatc ttggctcatg tggtttatca ttagtattgt acaaatggca	7320

-continued

cccgtttctg caatgggttag gatgtacatc ttctttgctt ctttctacta catatggaag	7380
agctatgttc atatcatgga tgggtgcacc tcttcgactt gcatgatgtg ctataagcgc	7440
aatcgtgccca cacgcgttga gtgtacaact attgttaatg gcatgaagag atctttctat	7500
gtctatgcaa atggaggccg tggcttctgc aagactcaca attggaattg tctcaattgt	7560
gacacatttt gcaactgtag tacattcatt agtgatgaag ttgctcgtga tttgtcactc	7620
cagtttaaaa gaccaatcaa ccctactgac cagtcacgtt atattgttga tagtgttgct	7680
gtgaaaaatg gcgcgcttca cctctacttt gacaaggctg gtcaaaagac ctatgagaga	7740
catccgctct cccattttgt caatttagac aatttgagag ctaacaacac taaaggttca	7800
ctgcctatta atgtcatagt ttttgatggc aagtccaaat gcgacgagtc tgcttctaag	7860
tctgcttctg tgtaactacag tcagctgatg tgccaaccta ttctgttctg tgaccaagtt	7920
cttgatcag acgttgagga tagtaactgaa gtttccgta agatggttga tgcttatgtc	7980
gacacctttt cagcaacttt tagtgctcct atggaaaaac ttaaggcact tgttgctaca	8040
gctcacagcg agttagcaaa ggggtgatgt ttagatggtg tcctttctac attcgtgtca	8100
gctgcccagc aagggtttgt tgataccgat gttgacacaa aggatgttat tgaatgtctc	8160
aaactttcac atcactctga cttagaagtg acaggtgaca gttgtaacaa tttcatgctc	8220
acctataata aggttgaaaa catgaagccc agagatcttg gcgcatgtat tgactgtaat	8280
gcaaggcata tcaatgcccc agtagcaaaa agtcacaatg tttcactcat ctggaatgta	8340
aaagactaca tgtctttatc tgaacagctg cgtaaacaaa ttcgtagtgc tgccaagaag	8400
aaacaacatac cttttagact aacttgctgt acaactagac aggttgctca tgctataact	8460
actaaaatct cactcaaggg tggtaagatt gttagtactt gttttaact tatgcttaag	8520
gccacattat tgtgcgttct tgctgcattg gtttgttata tcgttatgcc agtacatata	8580
ttgtcaatcc atgatggta cacaaatgaa atcattggtt acaaaagccat tcaggatggt	8640
gtcactcgtg acatcatttc tactgatgat tgttttgcaa ataaacatgc tggttttgac	8700
gcatggttta gccagcgtgg tggttcctac aaaaatgaca aaagctgccc tgtagtagct	8760
gctatcatta caagagagat tggtttcata gtgcctggct taccgggtac tgtgctgaga	8820
gcaatcaatg tgacttctt gcattttcta cctcgtgttt ttagtgctgt tggcaacatt	8880
tgctacacac cttccaaact cattgagtat agtgattttg ctacctctgc ttgcgttctt	8940
gctgctgagt gtacaatttt taaggatgct atgggcaaac ctgtgcata ttgttatgac	9000
actaatttgc tagaggggtc tatttcttat agtgagcttc gtccagacac tcgttatgtg	9060
cttatggatg gttccatcat acagtttctt aacacttacc tggaggggtc tgttagagta	9120
gtaacaactt ttgatgctga gtactgtaga catggtacat gcgaaaggtc agaagtaggt	9180
atttgcctat ctaccagtg tagatgggtt ctttaataatg agcattacag agctctatca	9240
ggagttttct gtggtgttga tgcgatgaat ctcatageta acatctttac tcctcttggtg	9300
caacctgtgg gtgctttaga tgtgtctgct tcagtagtgg ctggtggtat tattgccata	9360
ttggtgactt gtgctgccta ctactttatg aaattcagac gtgtttttgg tgagtacaac	9420
catgttggtg ctgctaatac acttttggtt ttgatgtctt tcactatact ctgtctggta	9480
ccagcttaca gctttctgcc gggagtctac tcagtccttt acttgtaact gacattctat	9540
ttaccaaatg atgtttcatt cttggctcac cttcaatggt ttgccatggt ttctcctatt	9600
gtgccttttt ggataacagc aatctatgta ttctgtatct ctctgaagca ctgccattgg	9660
ttctttaaca actatcttag gaaaagagtc atgtttaatg gagttacatt tagtaccttc	9720

-continued

gaggaggctg	ctttgtgtac	ctttttgctc	aacaaggaaa	tgtacctaaa	attgcgtagc	9780
gagacactgt	tgccacttac	acagtataac	aggtatcttg	ctctatataa	caagtacaag	9840
tatttcagtg	gagccttaga	tactaccagc	tatcgtgaag	cagcttgctg	ccacttagca	9900
aaggctctaa	atgactttag	caactcaggt	gctgatgttc	tctaccaacc	accacagaca	9960
tcaatcactt	ctgctgttct	gcagagtggg	tttaggaaaa	tggcattccc	gtcaggcaaa	10020
gttgaagggt	gcatggtaca	agtaacctgt	ggaactacaa	ctcttaatgg	attgtgggtg	10080
gatgacacag	tatactgtcc	aagacatgtc	atctgcacag	cagaagacat	gcttaatcct	10140
aactatgaag	atctgctcat	tcgcaaatcc	aaccatagct	ttcttgttca	ggctggcaat	10200
gttcaacttc	gtgttattgg	ccattctatg	caaaattgtc	tgcttaggct	taaagttgat	10260
acttctaacc	ctaagacacc	caagtataaa	tttgtccgta	tccaacctgg	tcaaacattt	10320
tcagttctag	catgctacaa	tggttcacca	tctgggtgtt	atcagtggtc	catgagacct	10380
aatcatacca	ttaaagggtc	tttccttaat	ggatcatgtg	gtagtgttgg	ttttaacatt	10440
gattatgatt	gcgtgtcttt	ctgctatatg	catcatatgg	agcttccaac	aggagtacac	10500
gctggtagctg	acttagaagg	taaattctat	ggccatttgg	ttgacagaca	aactgcacag	10560
gctgcaggta	cagacacaac	cataacatta	aatgttttgg	catggctgta	tgctgctggt	10620
atcaatgggtg	ataggtgggt	tcttaataga	ttcaccacta	ctttgaatga	ctttaacctt	10680
gtggcaatga	agtacaacta	tgaaccttgg	acacaagatc	atggtgacat	attgggacct	10740
ctttctgctc	aaacaggaat	tgccgctcta	gatatgtgtg	ctgctttgaa	agagctgctg	10800
cagaatggta	tgaatggctg	tactatcctt	ggtagcacta	ttttagaaga	tgagtttaca	10860
ccatttgatg	ttgtagaca	atgctctggg	gttaccttcc	aaggttaagt	caagaaaatt	10920
gttaagggca	ctcatcattg	gatgctttta	actttcttga	catcactatt	gattcttggg	10980
caaagtacac	agtggctcact	gtttttcttt	gtttacgaga	atgctttctt	gccatttact	11040
cttggtagta	tggcaattgc	tgcatgtgct	atgctgcttg	ttaagcataa	gcacgcattc	11100
ttgtgcttgt	ttctgttacc	ttctcttgca	acagttgctt	actttaatat	ggtctacatg	11160
cctgctaget	gggtgatgctg	tatcatgaca	tggcttgaat	tggctgacac	tagcttgtct	11220
ggttataggc	ttaaggattg	tgttatgtat	gcttcagctt	tagttttgct	tattctcatg	11280
acagctcgca	ctgtttatga	tgatgctgct	agacgtgttt	ggacactgat	gaatgtcatt	11340
acacttggtt	acaaagtcta	ctatggtaat	gctttagatc	aagctatttc	catgtgggcc	11400
ttagttattt	ctgtaacctc	taactattct	gggtgcgcta	cgactatcat	gttttttagct	11460
agagctatag	tgtttgtgtg	tgttgagtat	taccattgtg	tatttattac	tggcaacacc	11520
ttacagtgtg	tcatgcttgt	ttattgtttc	ttaggctatt	gttctgctg	ctactttggc	11580
ctttctggtt	tactcaaccg	ttacttcagg	cttactcttg	gtgtttatga	ctacttggtc	11640
tctacacaag	aatttaggta	tatgaactcc	caggggcttt	tgctccctaa	gagtagtatt	11700
gatgctttca	agcttaacat	taagtgttgg	ggatttgag	gtaaacctatg	tatcaagggt	11760
gctactgtac	agtctaaaa	gtctgacgta	aagtgcacat	ctgtggtagt	gctctcgggt	11820
cttcaacaac	ttagagtaga	gtcatcttct	aaattgtggg	cacaatgtgt	acaactccac	11880
aatgatattc	ttcttgcaaa	agacacaact	gaagctttcg	agaagatggg	ttctcttttg	11940
tctgttttgc	tatccatgca	gggtgctgta	gacattaata	ggttgtgcga	ggaatgctc	12000
gataaccgtg	ctactcttca	ggctattgct	tcagaattta	gttctttacc	atcatatgcc	12060
gcttatgcca	ctgccaggga	ggcctatgag	caggctgtag	ctaaggtgta	ttctgaagtc	12120

-continued

gttctcaaaa	agttaaagaa	atctttgaat	gtggctaaat	ctgagtttga	ccgtgatgct	12180
gccatgcaac	gcaagttgga	aaagatggca	gatcaggcta	tgacccaaat	gtacaaacag	12240
gcaagatctg	aggacaagag	ggcaaaaagta	actagtgccta	tgcaacaat	gctcttcact	12300
atgcttagga	agcttgataa	tgatgcactt	aacaacatta	tcaacaatgc	gcgtgatggt	12360
tgtgttccac	tcaacatcat	accattgact	acagcagcca	aactcatggt	tgttgtccct	12420
gattatggta	cctacaagaa	cacttgatgat	ggtaaacacct	ttacatatgc	atctgcactc	12480
tgggaaatcc	agcaagtgtg	tgatgcggat	agcaagattg	ttcaacttag	tgaattaac	12540
atggacaatt	caccaaattt	ggcttggcct	cttattgtta	cagctctaag	agccaactca	12600
gctgttaaac	tacagaataa	tgaactgagt	ccagtagcac	tacgacagat	gtcctgtgcg	12660
gctggtacca	cacaaacagc	ttgtactgat	gacaatgcac	ttgcctacta	taacaattcg	12720
aagggaggta	ggtttgtgct	ggcattaacta	tcagaccacc	aagatctcaa	atgggctaga	12780
ttccctaaga	gtgatggtac	aggtacaatt	tacacagaac	tggaaccacc	ttgtaggttt	12840
gttacagaca	cacaaaaagg	gcctaaagt	aaatacttgt	acttcatcaa	aggcttaaac	12900
aacctaaata	gaggtatggt	gctgggcagt	ttagctgcta	cagtacgtct	tcaggctgga	12960
aatgctacag	aagtacctgc	caattcaact	gtgctttcct	tctgtgcttt	tgcagtagac	13020
cctgctaaag	catataagga	ttacctagca	agtggaggac	aaccaatcac	caactgtgtg	13080
aagatgttgt	gtacacacac	tggtacagga	caggcaatta	ctgtaacacc	agaagctaac	13140
atggaccaag	agtcctttgg	tgggtcctca	tgttgtctgt	attgtagatg	ccacattgac	13200
catccaaatc	ctaaaggatt	ctgtgacttg	aaaggtaagt	acgtccaaat	acctaccact	13260
tgtgctaaty	accagtgagg	ttttacactt	agaaacacag	tctgtaccgt	ctgcggaaty	13320
tggaaagggt	atggctgtag	ttgtgaccaa	ctccgcgaac	ccttgatgca	gtctgcggat	13380
gcatcaacgt	ttttaaacgg	gtttgcggtg	taagtgcagc	ccgtcttaca	ccgtgcggca	13440
caggcactag	tactgatgto	gtctacaggg	cttttgatat	ttacaacgaa	aaagttgctg	13500
gttttgcaaa	gttcctaaaa	actaattgct	gtcgttcca	ggagaaggat	gaggaaggca	13560
atattattaga	ctcttacttt	gtagttaaga	ggcatactat	gtctaactac	caacatgaag	13620
agactattta	taacttgggt	aaagattgtc	cagcggttgc	tgtccatgac	ttttcaagt	13680
ttagagtaga	tggtgacatg	gtaccacata	tatcacgtca	gcgtctaact	aaatacacia	13740
tggctgattt	agtctatgct	ctacgtcatt	ttgatgagg	taattgtgat	acattaaaag	13800
aaatactcgt	cacatacaat	tgctgtgatg	atgattattt	caataagaag	gatttggtatg	13860
acttcgtaga	gaatcctgac	atcctacgcg	tatatgctaa	cttaggtgag	cgtgtacgcc	13920
aatcattatt	aaagactgta	caattctgcg	atgctatgcg	tgatgcaggc	attgtaggcg	13980
tactgacatt	agataatcag	gatcttaaty	ggaactggta	cgatttcggg	gatttcgtac	14040
aaagtagcacc	aggctgcgga	gttccatttg	tggattcata	ttactcattg	ctgatgceca	14100
tcctcacttt	gactagggca	ttggctgctg	agtcctatat	ggatgctgat	ctcgcaaaac	14160
cacttattaa	gtgggatttg	ctgaaataty	attttacgga	agagagactt	tgtctcttcg	14220
accgttattt	taaatattgg	gaccagacat	accatcccaa	ttgtattaac	tgtttggatg	14280
ataggtgtat	ccttcattgt	gcaaacctta	atgtgttatt	ttctactgtg	ttccacctta	14340
caagttttgg	accactagta	agaaaaat	ttgtagatgg	tgttcctttt	gttgtttcaa	14400
ctggatacca	ttttcgtgag	ttaggagtcg	tacataatca	ggatgtaaac	ttacatagct	14460
cgctctcag	tttcaaggaa	cttttagtgt	atgctgctga	tccagctatg	catgcagctt	14520

-continued

ctggcaattt	attgctagat	aaacgcacta	catgcttttc	agtagctgca	ctaacaaca	14580
atgttgcttt	tcaactgtc	aaaccogta	attttaataa	agacttttat	gactttgctg	14640
tgtctaaagg	ttctttaag	gaaggaagt	ctgttgaact	aaaacacttc	ttctttgctc	14700
aggatggcaa	cgctgctatc	agtgattatg	actattatcg	ttataatctg	ccaacaatgt	14760
gtgatatcag	acaactccta	ttcgtagttg	aagttgttga	taaatacttt	gattgttacg	14820
atggtagctg	tattaatgcc	aaccaagtaa	tcgttaacaa	tctggataaa	tcagctgggt	14880
tcccatttaa	taaatggggt	aaggctagac	tttattatga	ctcaatgagt	tatgaggatc	14940
aagatgcact	tttcgcgat	actaagcgta	atgtcatccc	tactataact	caaatgaatc	15000
ttaagtatgc	cattagtgc	aagaatagag	ctcgcaccgt	agctgggtgc	tctatctgta	15060
gtactatgac	aaatagacag	tttcatcaga	aattattgaa	gtcaatagcc	gccactagag	15120
gagctactgt	ggtaattgga	acaagcaagt	tttacggtgg	ctggcataat	atgttaaaaa	15180
ctgtttacag	tgatgtgaa	actccacacc	ttatgggttg	ggattatcca	aaatgtgaca	15240
gagccatgcc	taacatgctt	aggataatgg	cctctcttgt	tcttgctcgc	aaacataaca	15300
cttgctgtaa	cttatcacac	cgttttotaca	ggttagctaa	cgagtgtgcg	caagtattaa	15360
gtgagatggt	catgtgtggc	ggctcactat	atgttaaacc	aggtggaaca	tcacccgggtg	15420
atgctacaac	tgcttatgct	aatagtgtct	ttaacatttg	tcaagctggt	acagccaatg	15480
taaatgcact	tctttcaact	gatggtaata	agatagctga	caagtatgtc	cgcaatctac	15540
aacacaggct	ctatgagtgt	ctctatagaa	atagggatgt	tgatcatgaa	ttcgtggatg	15600
agttttacgc	ttacctgcgt	aaacatttct	ccatgatgat	tctttctgat	gatgccgttg	15660
tgtgctataa	cagtaactat	gcggctcaag	gtttagtagc	tagcattaag	aactttaagg	15720
cagttcttta	ttatcaaaa	aatgtgttca	tgtctgaggc	aaaatgttgg	actgagactg	15780
accttactaa	aggacctcac	gaattttgct	cacagcatac	aatgctagtt	aaacaaggag	15840
atgattacgt	gtacctgcct	taccagatc	catcaagaat	attagcgcga	ggctgttttg	15900
tcgatgatat	tgtcaaaa	gatggtacac	ttatgattga	aaggttcgtg	tcactggcta	15960
ttgatgctta	cccacttaca	aaacatccta	atcaggagta	tgctgatgtc	ttcacttgt	16020
atttacaata	cattagaaag	ttacatgatg	agcttactgg	ccacatgttg	gacatgtatt	16080
ccgtaatgct	aactaatgat	aacacctcac	ggtagctgga	acctgagttt	tatgaggcta	16140
tgtacacacc	acatacagtc	ttgcaggctg	taggtgcttg	tgtattgtgc	aattcacaga	16200
cttcaactcg	ttgcgggtgc	tgtattagga	gaccattcct	atgttgcaag	tgctgctatg	16260
accatgcat	ttcaacatca	cacaaattag	tgtgtctgt	taatccctat	gtttgcaatg	16320
cccagggttg	tgatgtcact	gatgtgacac	aactgtatct	aggaggtatg	agctattatt	16380
gcaagtcaca	taagcctccc	attagttttc	cattatgtgc	taatggtcag	gtttttggt	16440
tatacaaaaa	catatgtgta	ggcagtgaca	atgtcactga	cttcaatgcg	atagcaacat	16500
gtgattggac	taatgctggc	gattacatac	tgccaacac	ttgtactgag	agactcaagc	16560
ttttcgcagc	agaaacgctc	aaagccactg	aggaacatt	taagctgtca	tatggatttg	16620
ctactgtacg	cgaagtactc	tctgacagag	aattgcatct	ttcatgggag	gttggaaaac	16680
ctagaccacc	attgaacaga	aactatgtct	ttactgggta	ccgtgtaact	aaaaatagta	16740
aagtacagat	tggagagtac	acctttgaaa	aaggtgacta	tggatgatgct	gttgtgtaca	16800
gaggtactac	gacatacaag	ttgaatgttg	gtgattactt	tgtgttgaca	tctcactctg	16860
taatgccact	tagtgcacct	actctagtgc	cacaagagca	ctatgtgaga	attactggct	16920

-continued

tgtaccaac	actcaacac	tcagatgagt	tttctagcaa	tgttgcaaat	tatcaaaagg	16980
tcggcatgca	aaagtactct	acactccaag	gaccacctgg	tactggtaag	agtcattttg	17040
ccatcggact	tgctctctat	tacccatctg	ctcgcatagt	gtatacggca	tgctctcatg	17100
cagctgttga	tgccctatgt	gaaaaggcat	taaaatattt	gcccatagat	aaatgtagta	17160
gaatcatacc	tgcgctgctg	cgcgtagagt	gttttgataa	attcaaagtg	aattcaacac	17220
tagaacagta	tgttttctgc	actgtaaatg	cattgccaga	aacaactgct	gacattgtag	17280
tctttgatga	aatctctatg	gtactaatt	atgacttgag	tgttgtcaat	gctagacttc	17340
gtgcaaaaca	ctacgtctat	attggcgatc	ctgctcaatt	accagcccc	cgcacattgc	17400
tgactaaagg	cacactagaa	ccagaatatt	ttaattcagt	gtgcagactt	atgaaaacaa	17460
taggtccaga	catgttcctt	ggaactgttc	gccgttgctc	tgctgaaatt	gttgacactg	17520
tgagtgcctt	agtttatgac	aataagctaa	aagcacacaa	ggataagtca	gctcaatgct	17580
tcaaaatggt	ctacaaagg	gttattacac	atgatgttcc	atctgcaatc	aacagacctc	17640
aaataggcgt	tgtaagagaa	tttcttacac	gcaatcctgc	ttggagaaaa	gctgttttta	17700
tctcacctta	taattcacag	aacgctgtag	cttcaaaaat	cttaggattg	cctacgcaga	17760
ctgttgattc	atcacagggt	tctgaatatg	actatgtcat	attcacacaa	actactgaaa	17820
cagcacactc	ttgtaatgtc	aaccgcttca	atgtggctat	cacaagggca	aaaattggca	17880
ttttgtgcat	aatgtctgat	agagatcttt	atgacaaaact	gcaatttaca	agtctagaaa	17940
taccacgtcg	caatgtggct	acattacaag	cagaaaatgt	aactggactt	ttaaggact	18000
gtagtaagat	cattactggt	cttcaccta	cacaggcacc	tacacacctc	agcgttgata	18060
taaagttcaa	gactgaagga	ttatgtgttg	acataccagg	cataccaaag	gacatgacct	18120
accgtagact	catctctatg	atgggtttca	aaatgaatta	ccaagtcaat	ggttaccta	18180
atatgtttat	caccocgaa	gaagctatc	gtcacgttcg	tgctgggatt	ggctttgatg	18240
tagagggctg	tcatgcaact	agagatgctg	tgggtactaa	cctacctctc	cagctaggat	18300
ttctacagg	tgtaactta	gtagctgtac	cgactggtta	tgttgacact	gaaaataaca	18360
cagaattcac	cagagttaat	gcaaaacctc	caccagggtga	ccagttttaa	catcttatac	18420
cactcatgta	taaaggcttg	ccctggaatg	tagtgcgtat	taagatagta	caaatgctca	18480
gtgatacaact	gaaaggattg	tcagacagag	tcgtgttcgt	cctttgggcg	catggctttg	18540
agcttacac	aatgaagtac	tttgtcaaga	ttggacctga	aagaacgtgt	tgtctgtgtg	18600
acaaacgtgc	aacttgcttt	tctacttcat	cagatactta	tgctctgtgg	aatcattctg	18660
tgggttttga	ctatgtctat	aaccattta	tgattgatgt	tcagcagtgg	ggctttacgg	18720
gtaaccttca	gagtaacct	gaccaacatt	gccaggtaca	tggaaatgca	catgtggcta	18780
gttgtgatgc	tatcatgact	agatgtttag	cagtcctatga	gtgctttggt	aagcgcgttg	18840
attggtctgt	tgaataacct	attataggag	atgaactgag	ggtaattct	gcttgacaga	18900
aagtacaaca	catggttgtg	aagtctgcat	tgcttgctga	taagtttcca	gttcttcatg	18960
acattggaaa	tcaaaaggct	atcaagtgtg	tgctcaggc	tgaagtagaa	tggaaattct	19020
acgatgctca	gcatgtatg	gacaaagctt	acaaaataga	ggagctcttc	tattcttatg	19080
ctacacatca	cgataaatc	actgatggtg	ttgtttgtt	ttggaattgt	aacgttgatc	19140
gttaccagc	caatgcaatt	gtgtgtaggt	ttgacacaag	agtcttgta	aacttgaact	19200
taccaggctg	tgatgggtg	agtttgatg	tgaataagca	tgattccac	actccagctt	19260
tcgataaaag	tgcatctact	aatttaaagc	aattgccttt	cttttactat	tctgatagtc	19320

-continued

cttgtgagtc	tcattggcaaa	caagtagtgt	cggatattga	ttatgttcca	ctcaaatctg	19380
ctacgtgat	tacacgatgc	aatttaggtg	gtgctgttg	cagacacat	gcaaatgagt	19440
accgacagta	cttggatgca	tataatatga	tgatttctgc	tggatttagc	ctatggattt	19500
acaacaatt	tgatacttat	aacctgtgga	atacatttac	caggttacag	agtttagaaa	19560
atgtggctta	taatgttgtt	aataaaggac	actttgatgg	acacgccggc	gaagcacctg	19620
tttccatcat	taataatgct	gtttacacaa	aggtagatgg	tattgatgtg	gagatctttg	19680
aaaaaagac	aaccttctct	gttaatgttg	catttgagct	tggggctaag	cgtaacatta	19740
aaccagtgc	agagattaag	atactcaata	atgtgggtgt	tgatctcgct	gctaatactg	19800
taatctggga	ctacaaaaga	gaagccccag	cacatgtatc	tacaataggt	gtctgcacaa	19860
tgactgacat	tgccaagaaa	cctactgaga	gtgcttgctc	ttcacttact	gtcttgtttg	19920
atggtagagt	ggaaggacag	gtagaccttt	ttagaaacgc	ccgtaatggt	gttttaataa	19980
cagaaggctc	agtcaaaagt	ctaacacctt	caaagggacc	agcacaagct	agcgtcaatg	20040
gagtcacatt	aattggagaa	tcagtaaaaa	cacagtttaa	ctactttaag	aaagtagacg	20100
gcattattca	acagttgcct	gaaacctact	ttactcagag	cagagactta	gaggatttta	20160
agcccagatc	acaaatggaa	actgacttct	tcgagctcgc	tatggatgaa	ttcatacagc	20220
gatataagct	cgagggtcat	gccttogaac	acatcgttta	tggagatttc	agtcattggac	20280
aacttggcgg	tcttcattta	atgataggct	tagccaagcg	ctcacaagat	tcaccactta	20340
aattagagga	ttttatccct	atggacagca	cagtgaaaaa	ttacttcata	acagatgcgc	20400
aaacaggctc	atcaaaatgt	gtgtgttctg	tgattgatct	tttacttgat	gactttgtcg	20460
agataataaa	gtcacaagat	ttgtcagtga	tttcaaaagt	ggcaagggtt	acaattgact	20520
atgctgaaat	ttcattcatg	ctttgggtga	aggatggaca	tgttgaaacc	ttctacccaa	20580
aactacaagc	aagtcaagcg	tggcaaccag	gtgttgcat	gcctaacttg	tacaagatgc	20640
aaagaatgct	tcttgaaga	gtgaccttct	agaattatgg	tgaaaatgct	gttataccaa	20700
aaggaataat	gatgaatgct	gcaaagtata	ctcaactgtg	tcaatactta	aatacactta	20760
ctttagctgt	accctacaac	atgagagtta	ttcactttgg	tgctggctct	gataaaggag	20820
ttgcaccagg	tacagctgtg	ctcagacaat	ggttgccaac	tggcacacta	cttgtcgatt	20880
cagatcttaa	tgacttgcct	tccgacgcag	attctacttt	aattggagac	tgtgcaacag	20940
tacatacggc	taataaatgg	gaccttatta	ttagcgatat	gtatgacct	aggaccaaac	21000
atgtgacaaa	agagaatgac	tctaagaag	ggtttttcac	ttatctgtgt	ggatttataa	21060
agcaaaaact	agccctgggt	ggttctatag	ctgtaaagat	aacagagcat	tcttggaatg	21120
ctgaccttta	caagcttatg	ggcatttct	catggtggac	agcttttgtt	acaatgtaa	21180
atgcatcatc	atcggaagca	tttttaattg	gggctaacta	tcttggcaag	ccgaaggaac	21240
aaattgatgg	ctataaccatg	catgctaact	acattttctg	gaggaacaca	aatcctatcc	21300
agttgtcttc	ctattcactc	tttgacatga	gcaaatttcc	tcttaatta	agaggaactg	21360
ctgtaatgct	tcttaaggag	aatcaaatca	atgatatgat	ttattctctt	ctggaaaaag	21420
gtaggcttat	cattagagaa	aacaacagag	ttgtggtttc	aagtgatatt	cttgtaaca	21480
actaaacgaa	catgtttatt	ttcttattat	ttcttactct	cactagtggg	agtgccttg	21540
accggtgcac	cacttttgat	gatgttcaag	ctcctaatta	cactcaacat	acttcatcta	21600
tgaggggggt	ttactatcct	gatgaaattt	ttagatcaga	cactctttat	ttaactcagg	21660
atattttct	tccattttat	tctaattgta	cagggtttca	tactattaat	catagtttg	21720

-continued

gcaaccctgt	catacctttt	aaggatggta	tttattttgc	tgccacagag	aatcaaatg	21780
ttgtccgtgg	ttgggttttt	ggttctacca	tgaacaacaa	gtcacagtcg	gtgattatta	21840
ttaacaattc	tactaatggt	gttatcagag	catgtaactt	tgaattgtgt	gacaaccctt	21900
tctttgctgt	ttctaaaccc	atgggtacac	agacacatac	tatgatattc	gataatgcat	21960
ttaattgcac	tttcgagtac	atatctgatg	ccttttcgct	tgatgtttca	gaaaagtcag	22020
gtaattttaa	acacttacga	gagtttgtgt	ttaaaaataa	agatgggttt	ctctatgttt	22080
ataagggcta	tcaacctata	gatgtagttc	gtgatctacc	ttctgggttt	aacactttga	22140
aacctatfff	taagttgcct	cttggattta	acattacaaa	ttttagagcc	attcttacag	22200
ccttttcacc	tgctcaagac	atftggggca	cgfcagctgc	agcctatfff	gftggctatt	22260
taaagccaac	tacatttatg	ctcaagtatg	atgaaaatgg	tacaatcaca	gatgctgttg	22320
attgtttctca	aaatccactt	gctgaactca	aatgctctgt	taagagcttt	gagattgaca	22380
aaggaattta	ccagacctct	aatftcaggg	ttgttccctc	aggagatgft	gtgagattcc	22440
ctaatattac	aaacttgtgt	cctfttggag	aggftttfta	tgctactaaa	ttcccttctg	22500
tctatgcatg	ggagagaaaa	aaaatttcta	attgtgttgc	tgattactct	gtgctctaca	22560
actcaacatt	tttttcaacc	tttaagtgtc	atggcgtttc	tgccaactaag	ttgaatgatc	22620
tttgccttctc	caatgtctat	gcagattctt	ttgtagtcaa	gggagatgat	gtaagacaaa	22680
tagcgcacag	acaaactggt	gttattgctg	attataatta	taaattgcca	gatgatttca	22740
tgggttgtgt	ccttgccttg	aatactagga	acattgatgc	tacttcaact	ggtaattata	22800
attataaata	taggtatctt	agacatggca	agcttaggcc	cfttgagaga	gacatatcta	22860
atgtgccttt	ctcccctgat	ggcaaacctt	gcaccccacc	tgctcttaat	tgttattggc	22920
cattaaatga	ttatggtttt	tacaccacta	ctggcattgg	ctaccaacct	tacagagttg	22980
tagtactttc	ttttgaactt	ttaaatgcac	cggccacggt	ttgtggacca	aaattatcca	23040
ctgaccttat	taagaaccag	tgtgtcaatt	ttaattfta	tggactcact	ggtaactggtg	23100
tgttaactcc	ttcttcaaag	agatttcaac	catttcaaca	atftggcctg	gatgfttctg	23160
atftcactga	ttccgttctga	gatcctaaaa	catctgaaat	attagacatt	tcaccttgcct	23220
cftttggggg	tgtaagtgtta	attacacctg	gaacaaatgc	ttcatctgaa	gftgctgttc	23280
tatatcaaga	tgttaactgc	actgatgttt	ctacagcaat	tcatgcagat	caactcacac	23340
cagcttggcg	catatattct	actggaaaca	atgtattcca	gactcaagca	ggctgtctta	23400
taggagctga	gcatgtcgac	acttcttatg	agtgcgacat	tcctattgga	gctggcattt	23460
gtgctagtta	ccatacagtt	tctttattac	gtagtactag	ccaaaaatct	atftggtgctt	23520
atactatgtc	tttaggtgct	gatagttcaa	ttgcttactc	taataacacc	atftctatac	23580
ctactaacct	ttcaattagc	attaactacag	aagtaatgcc	tgtttctatg	gctaaaacct	23640
ccgtagattg	taatatgtac	atctgoggag	attctactga	atgtgctaat	ttgcttctcc	23700
aatatggtag	cftttgcaca	caactaaatc	gtgcactctc	aggtattgct	gctgaacagg	23760
atcgcaacac	acgtgaagtg	ttcgtctcaag	tcaaacaaat	gtacaaaacc	ccaactttga	23820
aatatftttg	tggfttttaat	ttttcacaaa	tattacctga	ccctctaaag	ccaactaaga	23880
ggtcftttat	tgaggacttg	ctcttftaata	aggtgacact	cgctgatgct	ggcttcatga	23940
agcaatatgg	cgaatgccta	ggtgatatta	atgctagaga	tctcatttgt	gcgcagaagt	24000
tcaatggact	tacagtgttg	ccacctctgc	tcactgatga	tatgattgct	gcctacactg	24060
ctgctctagt	tagtggctact	gccactgctg	gatggacatt	tgggtgctggc	gctgctcttc	24120

-continued

aaataccttt	tgctatgcaa	atggcatata	ggttcaatgg	cattggagtt	acccaaaatg	24180
ttctctatga	gaaccaaaaa	caaatcgcca	accaatttaa	caaggcgatt	agtcaaattc	24240
aagaatcact	tacaacaaca	tcaactgcat	tgggcaagct	gcaagacggt	gttaaccaga	24300
atgctcaage	attaaacaca	cttgtaaac	aaacttagctc	taattttggt	gcaatttcaa	24360
gtgtgctaaa	tgatatcctt	tcgcgacttg	ataaagtcga	ggcggaggta	caaattgaca	24420
ggttaattac	aggcagactt	caaagccttc	aaacctatgt	aacacaacaa	ctaatcaggg	24480
ctgctgaaat	cagggcttct	gctaactctg	ctgctactaa	aatgtctgag	tgtgttcttg	24540
gacaatcaaa	aagagttgac	ttttgtggaa	agggctacca	ccttatgtcc	ttcccacaag	24600
cagccccgca	tgggtgtgtc	ttcctacatg	tcacgtatgt	gccatcccag	gagaggaact	24660
tcaccacagc	gccagcaatt	tgctcatgaag	gcaaagcata	cttccctcgt	gaaggtgttt	24720
ttgtgtttaa	tggcacttct	tggtttatta	cacagaggaa	cttcttttct	ccacaaataa	24780
ttactacaga	caatacattt	gtctcaggaa	attgtgatgt	cgttattggc	atcattaaca	24840
acacagttta	tgatcctctg	caacctgagc	tcgactcatt	caaagaagag	ctggacaagt	24900
acttcaaaaa	tcatacatca	ccagatgttg	atcttggcga	catttcaggc	attaacgctt	24960
ctgtcgtcaa	cattcaaaaa	gaaattgacc	gcctcaatga	ggtcgctaaa	aattttaaag	25020
aatcactcat	tgaccttcaa	gaattgggaa	aatatgagca	atatattaaa	tggccttggg	25080
atgtttggct	cggtctcatt	gctggactaa	ttgccatcgt	catggttaca	atcttgcttt	25140
gttgcatgac	tagttgtgtc	agttgcctca	agggtgcacg	ctcttgtggg	tcttgctgca	25200
agtttgatga	ggatgactct	gagccagttc	tcaaggggtg	caaattacat	tacacataaa	25260
cgaacttatg	gatttgttta	tgagattttt	tactcttggg	tcaattactg	cacagccagt	25320
aaaaattgac	aatgcttctc	ctgcaagtac	tgttcacgct	acagcaacga	taccgctaca	25380
agcctcactc	cctttcggat	ggcttgttat	tggcgttgca	tttcttgctg	tttttcagag	25440
cgctacaaaa	ataattgcgc	tcaataaaaag	atggcagcta	gccctttata	agggcttcca	25500
gttcatttgc	aatttactgc	tgctatttgt	taccatctat	tcacatcttt	tgcttgtcgc	25560
tgcaggtatg	gaggcgcaat	ttttgtacct	ctatgccttg	atatattttc	tacaatgcat	25620
caacgcatgt	agaattatta	tgagatgttg	gctttgttgg	aagtgcaaat	ccaagaacct	25680
attactttat	gatgccaaact	actttgtttg	ctggcacaca	cataactatg	actactgtat	25740
accatataac	agtgtcacag	atacaattgt	cgttactgaa	ggtgacggca	tttcaacacc	25800
aaaactcaaa	gaagactacc	aaattgggtg	ttattctgag	gataggcact	caggtgttaa	25860
agactatgtc	gttgtagatg	gctatttccac	cgaagtttac	taccagcttg	agtctacaca	25920
aattactaca	gacactggta	ttgaaaatgc	tacattcttc	atctttaaca	agcttgttaa	25980
agaccaccg	aatgtgcaaa	tacacacaat	cgacggctct	tcaggagtgg	ctaatccagc	26040
aatggatcca	atztatgatg	agccgacgac	gactactagc	gtgcctttgt	aagcacaaga	26100
aagtgagtac	gaacttatgt	actcattcgt	ttcggaagaa	acaggtaoct	taatagttaa	26160
tagcgtactt	ctttttcttg	ctttcgtggg	attcttgcta	gtcacactag	ccatccttac	26220
tgcgcttcga	ttgtgtgcgt	actgctgcaa	tattgttaac	gtgagtttag	taaaaccaac	26280
ggtttacgtc	tactcgcgtg	ttaaaaatct	gaactcttct	gaaggagttc	ctgatcttct	26340
ggtctaaaag	aactaactat	tattattatt	ctgtttggaa	ctttaacatt	gcttatcatg	26400
gcagacaacg	gtactattac	cgttgaggag	cttaacaac	tcctggaaca	atggaaccta	26460
gtaaataggt	tcctattcct	agcctggatt	atgttactac	aatttgccta	ttctaactcg	26520

-continued

aacaggTTTT	tgacataat	aaagcttGTT	ttcctctggc	tcttgTggcc	agtaacactt	26580
gcttGTTTTg	tgcttGctgc	tgtctacaga	attaattggg	tgactggcgg	gattgGgatt	26640
gcaatggctt	gtattgtagg	cttgatgtgg	cttagctact	tcgttgcttc	cttcaggctg	26700
tttGctcgta	cccGctcaat	gtggTcattc	aaccCagaaa	caaacattct	tctcaatgtg	26760
cctctccggg	ggacaattgt	gaccagaccg	ctcatggaaa	tggaactgtg	cattggTgct	26820
gtgatcattc	gtggTcactt	gcgaatggcc	ggacaccccc	tagggcgctg	tgacattaag	26880
gacctgccaa	aagagatcac	tgtggctaca	tcacgaacgc	tttcttatta	caaattagga	26940
gcgtcgagc	gtgtaggcac	tgattcaggT	tttGctgcat	acaaccgcta	ccgtattgga	27000
aactataaat	taaatacaga	ccacgcccgt	agcaacgaca	atattgcttt	gctagtacag	27060
taagtgacaa	cagatgtttc	atcttGttga	cttccaggTt	acaatagcag	agatattgat	27120
tatcattatg	aggactttca	ggattgctat	ttggaatctt	gacgttataa	taagttcaat	27180
agtGagacaa	ttatttaagc	ctctaactaa	gaagaattat	tcggagttag	atgatgaaga	27240
acctatggag	ttagattatc	cataaaacga	acatgaaaat	tattctcttc	ctgacattga	27300
ttgtatttac	atcttGcgag	ctatatcact	atcaggagtg	tgttagaggT	acgactgtac	27360
tactaaaaga	accttGccca	tcaggaacat	acgagggcaa	ttcaccattt	caccctcttg	27420
ctgacaataa	atttgCacta	acttGcacta	gcacacactt	tgcttttGct	tgtGctgacg	27480
gtactcgaca	tacctatcag	ctgcgtgcaa	gatcagtttc	acaaaactt	ttcatcagac	27540
aagaggaggT	tcaacaagag	ctctactcgc	cactttttct	cattgttGct	gctctagtat	27600
ttttaatact	ttGcttcacc	attaagagaa	agacagaatg	aatgagctca	ctttaattga	27660
cttctatttg	tGctttttag	ctttctgct	attccttGtt	ttaataatgc	ttattatatt	27720
ttggTTTTca	ctcGaaatcc	aggatctaga	agaaccttGt	accaaagtct	aaacgaacat	27780
gaaacttctc	attgttttga	cttGtatttc	tctatgcagT	tgcatatgca	ctgtagtaca	27840
gcgtGtgca	tctaataaac	ctcatgtgct	tgaagatcct	tgtaaggTac	aacactaggg	27900
gtaactctta	tagcactgct	tggcttttGg	ctctaggaaa	ggttttacct	tttcatagat	27960
ggcacactat	ggttcaaaca	tgcacaccta	atgttactat	caactgtcaa	gatccagctg	28020
gtggTgcgct	tatagctagg	tgttGgtacc	ttcatgaagg	tcaccaaact	gctGcattta	28080
gagacgtact	tgttGtttta	aataaacgaa	caaattaaaa	tgtctgataa	tggaccccaa	28140
tcaaaccaac	gtagTgcccc	ccgattaca	tttGgtggac	ccacagattc	aactgacaat	28200
aaccagaatg	gaggacgcaa	tggggcaagg	ccaaaacagc	gccgacccca	aggtttacct	28260
aataaactg	cgtcttGgtt	cacagctctc	actcagcatg	gcaaggagga	acttagattc	28320
cctcgaggcc	aggGcgttcc	aatcaacacc	aatagtGgtc	cagatgacca	aattGgctac	28380
taccgaagag	ctaccGcagc	agtTcgtggt	ggTgacggca	aaatgaaaga	gctcagcccc	28440
agatggTact	tctattacct	aggaaactggc	ccagaagctt	cacttcccta	cggcGctaac	28500
aaagaaggca	tcgtatgggt	Tgcaactgag	ggagccttga	atacacccaa	agaccacatt	28560
ggcaccGca	atcctaataa	caatGctgcc	accgtGctac	aacttcccta	aggaacaaca	28620
ttgcaaaaag	gcttctacgc	agagggaagc	agaggcgGca	gtcaagctc	ttctcGctcc	28680
tcatcacgta	gtcGcggtaa	ttcaagaaat	tcaactcctg	gcagcagtag	gggaaattct	28740
cctGctcgaa	tggctagcgg	aggTggtgaa	actGccctcg	cgctattgct	gctagacaga	28800
ttgaaccagc	ttgagagcaa	agtttctggt	aaaggccaac	aacaacaagg	ccaaactgtc	28860
actaagaaat	ctGctGctga	ggcatctaaa	aagcctcGcc	aaaaacgtac	Tgccacaaa	28920

-continued

```

cagtacaacg tcaactcaagc atttgggaga cgtgggtccag aacaaaccca aggaaatttc 28980
ggggaccaag acctaactcag acaaggaact gattacaaac attggccgca aattgcacaa 29040
tttgtccaa gtgcctctgc attctttgga atgtcacgca ttggcatgga agtcacacct 29100
tcgggaacat ggctgactta tcatggagcc attaaattgg atgacaaaga tccacaattc 29160
aaagacaacg tcatactgct gaacaagcac attgacgcat acaaacatt cccaccaaca 29220
gagcctaaaa aggacaaaaa gaaaagact gatgaagctc agcctttgcc gcagagacaa 29280
aagaagcagc ccaactgtgac tcttcttctc gcggctgaca tggatgattt ctccagacaa 29340
cttcaaaatt ccatgagtgg agcttctgct gattcaactc aggcataaac actcatgatg 29400
accacacaag gcagatgggc tatgtaaacg ttttcgcaat tccgtttacg atacatagtc 29460
tactcttgtg cagaatgaat tctcgttaact aacagcaca agtaggttta gttaacttta 29520
atctcacata gcaatcttta atcaatgtgt aacattaggg aggacttgaa agagccacca 29580
cattttcatc gaggccacgc ggagtacgat cgagggtaca gtgaataatg ctagggagag 29640
ctgcctatat ggaagagccc taatgtgtaa aattaatttt agtagtgcta tccccatgtg 29700
attttaatag cttcttagga gaatgac 29727

```

<210> SEQ ID NO 3

<211> LENGTH: 29791

<212> TYPE: DNA

<213> ORGANISM: SARS coronavirus

<400> SEQUENCE: 3

```

cgcccttcat taatacagact cactatagat attaggtttt tacctaccca ggaaaagcca 60
accaacctcg atctcttgta gatctgttct ctaaacgaac tttaaaatct gtgtagctgt 120
cgctcggtcg catgcctagt gcacctacgc agtataaaca ataataaatt ttactgtcgt 180
tgacaagaaa cgagtaacte gtcctcttct tgcagactgc ttacggttct gtcctgtgtg 240
cagtcgatca tcagcatacc taggtttcgt cgggtgtga ccgaaaggta agatggagag 300
ccttgttctt ggtgtcaacg agaaaacaca cgtccaactc agtttgctg tcttcaggt 360
tagagacgtg ctagtgcgtg gcttcgggga ctctgtgaa gagccctat cggaggcacg 420
tgaacacctc aaaaatggca ctttgtgtct agtagagctg gaaaaaggcg tactgcecca 480
gcttgaacag ccctatgtgt tcattaaacg ttctgatgcc ttaagcacca atcacggcca 540
caaggtcgtt gagctggttg cagaaatgga cggcattcag tacggtcgtg gcggtataac 600
actgggagta ctctgtccac atgtgggcca aacccaatt gcataccgca atgttcttct 660
tcgtaagaac ggtaataagg gagccgtggg tcatagctat ggcatcgatc taaagtctta 720
tgacttaggt gacgagcttg gcaactgatc cattgaagat tatgaacaaa actggaacac 780
taagcatggc agtgggtgac tccgtgaact cactcgtgag ctcaatggag gtgcagtcac 840
tcgctatgtc gacaacaatt tctgtggccc agatgggtac cctcttgatt gcatcaaaga 900
tttctcga cgcgcgggca agtcaatgtg cactcttctc gaacaacttg attacatcga 960
gtcgaagaga ggtgtctact gctgcccgtg ccatgagcat gaaattgect ggttcaactga 1020
gcgctctgat aagagctacg agcaccagac acccttcgaa attaagagtg ccaagaatt 1080
tgacactttc aaaggggaat gcccaagtt tgtgttctct cttactcaa aagtcaaagt 1140
cattcaacca cgtgttgaaa agaaaaagac tgagggttct atggggcgta tacgctctgt 1200
gtaccctggt gcatctccac aggagtgtaa caatatgcac ttgtctacct tgatgaaatg 1260
taatcattgc gatgaagttt catggcagac gtgcgacttt ctgaaagcca cttgtgaaca 1320

```

-continued

ttgtggcact	gaaaatttag	ttattgaagg	acctactaca	tgtgggtacc	tacctactaa	1380
tgctgtagt	aaaatgccat	gtcctgcctg	tcaagacca	gagattggac	ctgagcatag	1440
tgttgcagat	tatcacaacc	actcaaacat	tgaaactcga	ctccgcaagg	gaggtaggac	1500
tagatgtttt	ggaggtgtg	tgtttgctta	tgttggctgc	tataataage	gtgctactg	1560
ggttcctcgt	gctagtgtg	atattggctc	aggacatact	ggaattactg	gtgacaatgt	1620
ggagacctg	aatgaggatc	tccttgagat	actgagtcgt	gaacgtgtta	acattaacat	1680
tgttggcgat	tttcatTTga	atgaagaggt	tgccatcatt	ttggcatctt	tctctgcttc	1740
tacaagtgcc	tttattgaca	ctataaagag	tcttgattac	aagctttca	aaaccattgt	1800
tgagtctctg	ggtaactata	aagttaccaa	gggaaagccc	gtaaaagggtg	cttggaacat	1860
tgacaacag	agatcagttt	taacaccact	gtgtggtttt	ccctcacagg	ctgctgggtg	1920
tatcagatca	atTTTtgcgc	gcacacttga	tgcagcaaac	cactcaattc	ctgatttgca	1980
aagagcagct	gtcaccatac	ttgatggat	ttctgaacag	tcattacgtc	ttgtcgacgc	2040
catggtttat	acttcagacc	tgctcaccaa	cagtgtcatt	attatggcat	atgtaactgg	2100
tggtcttgta	caacagactt	ctcagtgtt	gtctaactct	ttgggcacta	ctgTTgaaaa	2160
actcaggcct	atcTTtgaat	ggattgaggc	gaaacttagt	gcaggagttg	aatttctcaa	2220
ggatgcttgg	gagattctca	aatttctcat	tacaggtgtt	tttgacatcg	tcaagggtea	2280
aatacagggt	gcttcagata	acatcaagga	ttgtgtaaaa	tgcttcattg	atgTTgttaa	2340
caaggcactc	gaaatgtgca	ttgatcaagt	cactatcgct	ggcgcaaagt	tgcgatcact	2400
caacttaggt	gaagtcttca	tcgctcaaag	caagggactt	taccgtcagt	gtatacgtgg	2460
caaggagcag	ctgcaactac	tcattgcctc	taaggcacca	aaagaagtaa	cctttcttga	2520
aggtgattca	catgacacag	tacttacctc	tgaggaggtt	gTTctcaaga	acggTgaact	2580
cgaagcactc	gagacgcccc	ttgatagctt	cacaaatgga	gctatcgTTg	gcacaccagt	2640
ctgtgtaaat	ggcctcatgc	tcttagagat	taaggacaaa	gaacaatact	gcgcattgtc	2700
tctggtTTta	ctggctacaa	acaatgtcct	tcgcttaaaa	gggggtgcac	caattaaagg	2760
tgtaaccttt	ggagaagata	ctgTTtggga	agttcaaggt	tacaagaatg	tgagaatcac	2820
atTTgagctt	gatgaacgtg	ttgacaaagt	gcttaatgaa	aagtgtctctg	tctacactgt	2880
tgaatccggt	accgaagtta	ctgagTTtgc	atgtgttga	gcagaggctg	ttgtgaagac	2940
tttacaacca	gTTtctgac	tccttaccaa	catgggtatt	gatcttgatg	agtggagtgt	3000
agctacattc	tacttatttg	atgatgctgg	tgaagaaaac	tttctacac	gtatgtattg	3060
ttcctTTtac	cctccagatg	aggaagaaga	ggacgatgca	gagtgtgagg	aagaagaat	3120
tgatgaaacc	tgtgaacatg	agtacggtac	agaggatgat	tatcaaggtc	tcctctgga	3180
atTTggtgcc	tcagctgaaa	cagttcgagt	tgaggaagaa	gaagaggaag	actggctgga	3240
tgatactact	gagcaatcag	agattgagcc	agaaccagaa	cctacactg	aagaaccagt	3300
taatcagttt	actggttatt	taaaaactac	tgacaatggt	gccattaaat	gtgTTgacat	3360
cgTTaaggag	gcacaaagtg	ctaactctat	ggtgattgta	aatgctgcta	acatacacct	3420
gaaacatggt	ggtggtgtag	caggtgcact	caacaaggca	accaatgggtg	ccatgcaaaa	3480
ggagagtgat	gattacatta	agctaagtgg	ccctcttaca	gtaggagggt	cttgtTTgct	3540
ttctggacat	aatcTTgcta	agaagtgtct	gcatgTTgtt	ggacctaac	taaatgcagg	3600
tgaggacatc	cagcttctta	aggcagcata	tgaaaatttc	aattcacagg	acatcttact	3660
tgcaccattg	ttgtcagcag	gcataTTtgg	tgctaaacca	cttcagctt	tacaagtgtg	3720

-continued

cgtgcagacg gttcgtacac aggtttatat tgcagtcaat gacaaagctc tttatgagca	3780
ggttgcatg gattatcttg ataacctgaa gcctagagtg gaagcaccta aacaagagga	3840
gccaccaaac acagaagatt ccaaaactga ggagaaatct gtcgtacaga agcctgtcga	3900
tgtgaagcca aaaattaagg cctgcattga tgaggttacc acaacactgg aagaaactaa	3960
gtttcttacc aataagttac tcttgtttgc tgatatcaat ggtaagcttt accatgattc	4020
tcagaacatg cttagaggtg aagatatgtc tttccttgag aaggatgcac cttacatggt	4080
aggtgatggt atcactagt gtgatcacac ttgtgttgta ataccctcca aaaaggctgg	4140
tggcactact gagatgctct caagagcttt gaagaaagtg ccagttgatg agtatataac	4200
cacgtaccct ggacaaggat gtgctgggta tacacttgag gaagctaaga ctgctcttaa	4260
gaaatgcaaa tctgcatttt atgtactacc ttcagaagca cctaagtcta aggaagagat	4320
tctaggaact gtatcctgga atttgagaga aatgcttgct catgctgaag agacaagaaa	4380
attaatgcct atatgcattg atgttagagc cataatggca accatccaac gtaagtataa	4440
aggaattaaa attcaagagg gcatcgttga ctatgggtgc cgattcttct tttatactag	4500
taaagagcct gtagcttcta ttattacgaa gctgaactct ctaaatgagc cgcttgctac	4560
aatgcccaatt ggttatgtga cacatgggtt taatcttgaa gaggctgcgc gctgtatgag	4620
ttctcttaaa gctcctgccg tagtgtcagt atcatcacca gatgctgtta ctacatataa	4680
tggatacctc acttcgctcat caaagacatc tgaggagcac tttgtagaaa cagtttcttt	4740
ggctggctct tacagagatt ggtcctattc aggacagcgt acagagttag gtgttgaatt	4800
tcttaagcgt ggtgacaaaa ttgtgtacca cactctggag agccccctcg agtttcatct	4860
tgacggtgag gttctttcac ttgacaaact aaagagtctc ttatccctgc gggagggtta	4920
gactataaaa gtgttcaaaa ctgtggacaa cactaatctc cacacacagc ttgtggatat	4980
gtctatgaca tatggacagc agtttggccc aacatacttg gatggtgctg atgttcaaaa	5040
aattaaacct catgtaaatc atgagggtaa gactttcttt gtactaccta gtgatgacac	5100
actacgtagt gaagctttcg agtactacca tactcttgat gagagttttc ttggtaggta	5160
catgctgctt taaaccaca caaagaaatg gaaatttcct caagtgggtg gtttaacttc	5220
aattaaatgg gctgataaca attgttattt gtctagtgtt ttattagcac ttcaacagct	5280
tgaagtcaaa ttcaatgcac cagcacttca agaggcttat tatagagccc gtgctggtga	5340
tgctgctaac ttttgtgcac tcatactcgc ttacagtaat aaaactgttg gcgagcttgg	5400
tgatgtcaga gaaactatga cccatcttct acagcatgct aatttggat ctgcaaagcg	5460
agttcttaat gtggtgtgta aacattgtgg tcagaaaact actaccttaa cgggtgtaga	5520
agctgtgatg tatatgggta ctctatctta tgataatctt aagacaggtg ttccattcc	5580
atgtgtgtgt ggtcgtgatg ctacacaata tctagtacaa caagagtctt cttttgttat	5640
gatgtctgca ccacctgctg agtataaatt acagcaaggt acattcttat gtgcgaatga	5700
gtacactggt aactatcagt gtggctatta cactcatata actgctaagg agaccctcta	5760
tcgtattgac ggagctcacc ttacaaagat gtcagagtac aaaggaccag tgactgatgt	5820
tttctacaag gaaacatctt aactacaac catcaagcct gtgtcgtata aactcgatgg	5880
agttacttac acagagattg aacccaaatt ggatgggtat tataaaaagg ataatgctta	5940
ctatacagag cagcctatag acctgttacc aactcaacca ttaccaaagc cgagttttga	6000
taatttcaaa ctacatggtt ctaacacaaa atttgctgat gatttaaatc aaatgacagg	6060
cttcacaaag ccagcttccac gagagctatc tgtcacattc ttcccagact tgaatggcga	6120

-continued

tgtagtggt attgactata gacactattc agcgagtttc aagaaagggtg ctaaattact	6180
gcataagcca attgtttggc acattaacca ggctacaacc aagacaacgt tcaaaccaaa	6240
cacttggtgt ttacgttgc tttggagtac aaagccagta gataactcaa attcatttga	6300
agttctggca gtagaagaca cacaaggaat ggacaatctt gcttgtgaaa gtcaacaacc	6360
cacctctgaa gaagtagtgg aaaatcctac catacagaag gaagtcatag agtgtgacgt	6420
gaaaactacc gaagttgtag gcaatgtcat acttaaacca tcagatgaag gtgttaaagt	6480
aacacaggag ttaggtcatg aggatcttat ggctgcttat gtggaaaaca caagcattac	6540
cattaagaaa cctaatgagc tttcactagc cttaggttta aaaacaattg cactcatgg	6600
tattgctgca attaatagtg ttccttggag taaaattttg gcttatgtca aaccattctt	6660
aggacaagca gcaattacaa catcaaatg cgctaagaga ttagcacacac gtgtgtttaa	6720
caattatag ccttatgtgt ttacattatt gttccaattg tgtactttta ctaaagtac	6780
caattctaga attagagctt cactacctac aactattgct aaaaatagtg ttaagagtgt	6840
tgctaaatta tgtttggatg ccggcattaa ttatgtgaag tcacccaat tttctaaatt	6900
gttcacaatc gctatgtggc tattgttgtt aagtatttgc ttaggttctc taatctgtgt	6960
aactgctgct tttggtgtac tcttatctaa ttttgggtct ccttcttatt gtaatggcgt	7020
tagagaattg tatcttaatt cgtctaactg tactactatg gatttctgtg aaggttcttt	7080
tccttgagc atttgtttaa gtggattaga ctcccttgat tcttatccag ctcttgaaac	7140
cattcaggtg acgatttcat cgtacaagct agacttgaca attttaggtc tggccgctga	7200
gtgggttttg gcatatagtg tgttcacaaa attcttttat ttattaggtc tttcagctat	7260
aatgcaggtg ttctttggct attttgctag tcatttcatc agcaattctt ggctcatgtg	7320
gtttatcatt agtattgtac aaatggcacc cgtttctgca atggttagga tgtacatctt	7380
ctttgcttct ttctactaca tatggaagag ctatgttcat atcatggatg gttgcacctc	7440
ttcgacttgc atgatgtgct ataagcgcaa tcgtgccaca cgcgttgagt gtacaactat	7500
tgtaaatggc atgaagagat ctttctatgt ctatgcaaat ggaggccgtg gcttctgcaa	7560
gactcacaat tggaaatgtc tcaattgtga cacattttgc actggtagta cattcattag	7620
tgatgaagtt gctcgtgatt tgtcactcca gtttaaaaga ccaatcaacc ctactgacca	7680
gtcatcgtat attgttgata gtgttgctgt gaaaaatggc gcgcttcacc tctacttga	7740
caaggctggt caaaagacct atgagagaca tccgctctcc cattttgtca atttagacaa	7800
tttgagagct aacaacacta aaggttctact gcctattaat gtcatagttt ttgatggcaa	7860
gtccaaatgc gacgagtctg cttctaagtc tgcttctgtg tactacagtc agctgatgtg	7920
ccaacctatt ctgttgcttg accaagtctt tgtatcagac gttggagata gtactgaagt	7980
ttcogttaag atgtttgatg cttatgtcga caccttttca gcaactttta gtgttcctat	8040
ggaaaaactt aaggcacttg ttgctacagc tcacagcgag ttagcaaaagg gtgtagcttt	8100
agatggtgtc ctttctacat tcgtgtcagc tgcccacaaa ggtgtgtgtg ataccgatgt	8160
tgacacaaaag gatgttattg aatgtctcaa actttcacat cactctgact tagaagtgac	8220
aggtgacagt tgtaacaatt tcatgctcac ctataataag gttgaaaaca tgacgcccag	8280
agatcttggc gcatgtattg actgtaatgc aaggcatatc aatgcccaag tagcaaaaag	8340
tcacaatggt tcaactcatc ggaatgtaaa agactacatg tctttatctg aacagctgcy	8400
taaaaaatt cgtagtgtg ccaagaagaa caacatacct tttagactaa cttgtgtctac	8460
aactagacag gttgtcaatg tcataactac taaaatctca ctcaagggtg gtaagattgt	8520

-continued

tagtacttgt	tttaactta	tgcttaaggc	cacattattg	tgcgttcttg	ctgcattggt	8580
ttgttatatc	gttatgccag	tacatacatt	gtcaatccat	gatggttaca	caaatgaaat	8640
cattggttac	aaagccattc	aggatgggtg	cactcgtgac	atcatttcta	ctgatgattg	8700
ttttgcaaat	aaacatgctg	gttttgacgc	atggtttagc	cagcgtggcg	gttcatacaa	8760
aaatgacaaa	agctgccctg	tagtagctgc	tatcattaca	agagagattg	gtttcatagt	8820
gcctggctta	ccgggtactg	tgctgagagc	aatcaatggt	gacttcttgc	attttctacc	8880
tcgtgttttt	agtgtgtgtg	gcaacatttg	ctacacacct	tccaaactca	ttgagtatag	8940
tgattttgct	acctctgctt	gcgttcttgc	tgctgagtgt	acaattttta	aggatgctat	9000
gggcaaacct	gtgccatatt	gttatgacac	taatttgcta	gagggttcta	tttcttatag	9060
tgagcttcgt	ccagacactc	gttatgtgct	tatggatggt	tccatcatac	agtttcctaa	9120
cacttacctg	gagggttctg	ttagagtagt	aacaactttt	gatgctgagt	actgtagaca	9180
tggtacatgc	gaaaggtcag	aagtaggtat	ttgcctatct	accagtggta	gatgggttct	9240
taataatgag	cattacagag	ctctatcagg	agttttctgt	gggtttgatg	cgatgaatct	9300
catagetaac	atctttactc	ctcttgctga	acctgtgggt	gctttagatg	tgtctgcttc	9360
agtagtggct	ggtggtatta	ttgccatatt	ggtgacttgt	gctgcctact	actttatgaa	9420
attcagagct	gtttttggtg	agtacaacca	tggtgttgct	gctaatacac	ttttgttttt	9480
gatgtctttc	actatactct	gtctggtacc	agcttacagc	tttctgccgg	gagtctactc	9540
agtcctttac	ttgtacttga	cattctattt	caccaatgat	gtttcattct	tggctcacct	9600
tcaatggttt	gccatgtttt	ctcctattgt	gcctttttgg	ataacagcaa	tctatgtatt	9660
ctgtatttct	ctgaagcact	gccattggtt	ctttaacaac	tatcttagga	aaagagtcct	9720
gtttaatgga	gttacattta	gtaccttcca	ggaggctgct	ttgtgtacct	ttttgctcaa	9780
caaggaatg	tacctaaaat	tgcgtagcga	gacactgttg	ccacttacac	agtataacag	9840
gtatcttgct	ctatataaca	agtacaagta	tttcagtggg	gccttagata	ctaccagcta	9900
tcgtgaagca	gcttgctgcc	acttagcaaa	ggctctaaat	gactttagca	actcaggtgc	9960
tgatgttctc	taccaaccac	cacagacatc	aatcacttct	gctgttctgc	agagtggttt	10020
taggaaaatg	gcattcccgt	caggcaaagt	tgaagggtgc	atggtacaag	taacctgtgg	10080
aactacaact	cttaatggat	tgtggttggg	tgacacagta	tactgtccaa	gacatgtcat	10140
ttgcacagca	gaagacatgc	ttaatcctaa	ctatgaagat	ctgctcattc	gcaaatccaa	10200
ccatagcttt	cttggtcagg	ctggcaatgt	tcaacttcgt	gttattggcc	attctatgca	10260
aaattgtctg	cttaggctta	aagttgatac	ttctaaccct	aagacacca	agtataaatt	10320
tgctcgtatc	caacctggtc	aaacattttc	agttctagca	tgctacaatg	gttcaccatc	10380
tggtgtttat	cagtgtgcca	tgagacctaa	tcataccatt	aaaggttctt	tccttaatgg	10440
atcatgtggt	agtgttggtt	ttaacattga	ttatgattgc	gtgtctttct	gctatatgca	10500
tcatatggag	cttccaacag	gagtacacgc	tggtactgac	ttagaaggta	aattctatgg	10560
tccatttggt	gacagacaaa	ctgcacagcc	tgacaggtaca	gacacaacca	taacattaaa	10620
tgttttggca	tggctgtatg	ctgctgttat	caatgggtgat	aggtgggttc	ttaatagatt	10680
caccactact	ttgaatgact	ttaaccttgt	ggcaatgaag	tacaactatg	aacctttgac	10740
acaagatcat	gttgacatat	tgggacctct	ttctgctcaa	acaggaattg	ccgtcttaga	10800
tatgtgtgct	gctttgaaag	agctgctgca	gaatggatg	aatggctgta	ctatccttgg	10860
tagcactatt	ttagaagatg	agtttacacc	atttgatgtt	gtagacaat	gctctggtgt	10920

-continued

taccttccaa	ggtaagttca	agaaaattgt	taagggcact	catcattgga	tgcttttaac	10980
tttcttgaca	toactattga	ttcttgttca	aagtacacag	tggtcactgt	tttctttgt	11040
ttacgagaat	gctttcttgc	catttactct	tggtattatg	gcaattgctg	catgtgctat	11100
gctgcttggt	aagcataagc	acgcattctt	gtgcttgttt	ctgttacctt	ctcttgcaac	11160
agttgcttac	tttaatatgg	tctacatgcc	tgctagctgg	gtgatgcgta	tcatgacatg	11220
gcttgaattg	gctgacacta	gcttgtctgg	ttataggctt	aaggattgtg	ttatgtatgc	11280
ttcagcttta	gttttgctta	ttctcatgac	agctcgcact	gtttatgatg	atgctgctag	11340
acgtgtttgg	acactgatga	atgtcattac	acttgtttac	aaagtctact	atggtaatgc	11400
tttagatcaa	gctatttcca	tgtgggcctt	agttatttct	gtaacctcta	actattctgg	11460
tgtcgttacg	actatcatgt	ttttagctag	agctatagtg	tttgtgtgtg	ttgagtatta	11520
cccattgta	tttattactg	gcaacacett	acagtgtatc	atgcttgttt	attgtttctt	11580
aggctattgt	tgctgctgct	actttggcct	tttctgttta	ctcaaccggt	acttcaggct	11640
tactcttggt	gtttatgact	acttggcttc	tacacaagaa	tttaggtata	tgaactccca	11700
ggggcttttg	cctcctaaga	gtagtattga	tgctttcaag	cttaacatta	agttgtggg	11760
tattggaggt	aaaccatgta	tcaaggttgc	tactgtacag	tctaaaatgt	ctgacgtaaa	11820
gtgcacatct	gtggtactgc	tctcggttct	tcaacaactt	agagtagagt	catcttctaa	11880
attgtgggca	caatgtgtac	aactccacaa	tgatattctt	cttgcaaaag	acacaactga	11940
agcttctgag	aagatggttt	ctcttttctc	tgttttgcta	tccatgcagg	gtgctgtaga	12000
cattaatagg	ttgtgcgagg	aaatgctcga	taaccgtgct	actcttcagg	ctattgcttc	12060
agaatttagt	tctttacat	catatgccgc	ttatgccact	gccaagagg	cctatgagca	12120
ggctgtagct	aatggtgatt	ctgaagctgt	tctcaaaaag	ttaaagaaat	ctttgaatgt	12180
ggctaaatct	gagtttgacc	gtgatgctgc	catgcaacgc	aagttggaaa	agatggcaga	12240
tcaggctatg	acccaaatgt	acaaacagcc	aagatctgag	gacaagagg	caaaagtaac	12300
tagtgctatg	caaacatgc	tcttactat	gcttaggaag	cttgataatg	atgcaactaa	12360
caacattatc	aacaatgcgc	gtgatggttg	tgttccactc	aacatcatac	cattgactac	12420
agcagccaaa	ctcatggttg	ttgtccctga	ttatggtacc	tacaagaaca	cttgtgatgg	12480
taacaccttt	acatagcat	ctgcactctg	ggaaatccag	caagttggtg	atgcggatag	12540
caagattggt	caacttagtg	aaattaacat	ggacaattca	ccaaatttgg	cttggcctct	12600
tattgttaca	gctctaagag	ccaactcagc	tgtaaaacta	cagaataatg	aactgagtcc	12660
agtagcacta	cgacagatgt	cctgtgcggc	tggtaccaca	caaacagctt	gtactgatga	12720
caatgcactt	gcctactata	acaatcgaa	gggaggtagg	tttgtgctgg	cattactatc	12780
agaccaccaa	gatctcaaat	gggctagatt	coctaagagt	gatggtacag	gtacaattta	12840
cacagaactg	gaaccacctt	gtaggtttgt	tacagacaca	ccaaaagggc	ctaaagtga	12900
atacttgta	ttcatcaaa	gcttaacaa	cctaataaga	ggtatggtgc	tgggcagttt	12960
agctgtaca	gtacgtcttc	aggctggaaa	tgctacagaa	gtacctgcca	attcaactgt	13020
gctttccttc	tgtgcttttg	cagtagacc	tgctaaagca	tataaggatt	acctagcaag	13080
tggaggacaa	ccaatcacca	actgtgtgaa	gatgttgtgt	acacacactg	gtacaggaca	13140
ggcaattact	gtaacaccag	aagctaacat	ggaccaagag	tcctttggtg	gtgcttcatg	13200
ttgtctgtat	tgtagatgcc	acattgacca	tccaaatct	aaaggattct	gtgacttgaa	13260
aggtaaagta	gtccaaatac	ctaccacttg	tgctaagtac	ccagtggggt	ttacacttag	13320

-continued

```

aaacacagtc tgtaccgtct gcggaatgtg gaaaggttat ggctgtagtt gtgaccaact 13380
ccgcaaaccc ttgatgcagt ctgcggatgc atcaacgttt ttaaacgggt ttgcggtgta 13440
agtgcagccc gtcttacacc gtgcggcaca ggcactagta ctgatgtcgt ctacagggct 13500
tttgatattt acaacgaaaa agttgctggt tttgcaaagt tcctaaaaac taattgctgt 13560
cgcttccagg agaaggatga ggaaggcaat ttattagact cttactttgt agttaagagg 13620
catactatgt ctaactacca acatgaagag actatttata acttggttaa agattgtcca 13680
gcggttgctg tccatgactt tttcaagttt agagttagatg gtgacatggt accacatata 13740
tcacgtcagc gtctaactaa atacacaatg gctgatttag tctatgctct acgtcatttt 13800
gatgagggta attgtgatac attaaaagaa atactcgtca catacaattg ctgtgatgat 13860
gattatttca ataagaagga ttggtatgac ttcgtagaga atcctgacat cttacgcgta 13920
tatgctaact taggtgagcg tgtacgcaa tcattattaa agactgtaca attctgcgat 13980
gctatgcgtg atgcaggcat ttagggcgtg ctgacattag ataacagga tcttaatggg 14040
aactggtacg atttcggtga tttcgtaca gtgacaccag gctcgggagt tcctattgtg 14100
gattcatatt actcattgct gatgccatc ctcactttga ctagggcatt ggctgctgag 14160
tcccatatgg atgctgatct cgcaaaacca cttattaagt gggatctgct gaaatgatgat 14220
ttacggaag agagactttg tctctcgac cgttatttta aatattggga ccagacatac 14280
catcccaatt gtattaactg tttggatgat aggtgatcc ttcattgtgc aaactttaat 14340
gtgttatttt ctactgtggt tccacctaca agttttggac cactagtaag aaaaatattt 14400
gtagatgggt ttccttttgt tgtttcaact ggataccatt ttcgtgagtt aggagtcgta 14460
cataatcagg atgtaaactt acatagctcg cgtctcagtt tcaaggaact ttagtgtat 14520
gctgctgate cagctatgca tgcagcttct ggcaatttat tgctagataa acgcactaca 14580
tgcttttcag tagctgcact aacaacaat gttgcttttc aaactgtcaa acccgtaat 14640
tttaataaag acttttatga ctttgcgtg tctaaagggt tctttaagga aggaagtct 14700
gttgaaacta aacacttctt ctttgcctag gatggcaacg ctgctatcag tgattatgac 14760
tattatcggt ataactgccc aacaatgtgt gatatcagac aactcctatt cgtagttaa 14820
gttgttgata aatactttga ttgttacgat ggtggctgta ttaatgcaa ccaagtaatc 14880
gttaacaate tggataaatc agctggtttc ccatttaata aatggggtaa ggctagactt 14940
tattatgact caatgagtta tgaggatcaa gatgcacttt tcgctgatac taagcgtaat 15000
gtcatcccta ctataactca aatgaatctt aagtatgcca ttagtgcaa gaatagagct 15060
cgaccgtag ctggtgtctc tatctgtagt actatgaaa atagacagtt tcacagaaa 15120
ttattgaagt caatagccgc cactagagga gctactgtgg taattggaac aagcaagttt 15180
tacgggtggct gccataatat gttaaaaact gtttacagtg atgtagaac tccacacctt 15240
atgggtggg attatccaaa atgtgacaga gccatgccta acatgcttag gataatggcc 15300
tctctgttct ttgctcgcaa acataaact tgctgtaact taccacaccg tttctacagg 15360
ttagctaacy agtgtgcca agtattaagt gagatggcca tgtgtggcgg ctcactatat 15420
gttaaacagg gtggaacatc atccggatg gctacaactg cttatgctaa tagtgtcttt 15480
aacatttctc aagctgttac agccaatgta aatgcacttc tttcaactga tggttaataag 15540
atagctgaca agtatgtccg caatctaca cacaggctct atgagtgtct ctatagaaat 15600
agggatggtg atcatgaatt cgtggatgag ttttacgctt acctgcgtaa acatttctcc 15660
atgatgattc tttctgatga tgccgttgtg tgctataaca gtaactatgc ggctcaaggt 15720

```

-continued

ttagtagcta	gcattaagaa	ctttaaggca	gttctttatt	atcaaaacaa	tgtgttcatg	15780
tctgaggcaa	aatgttgac	tgagactgac	cttactaaag	gacctcacga	atthttgctca	15840
cagcatacaa	tgctagttaa	acaaggagat	gattacgtgt	acctgcctta	cccagatcca	15900
tcaagaatat	taggcgcagg	ctgttttgtc	gatgatattg	tcaaaacaga	tggtacactt	15960
atgattgaaa	ggttcgtgtc	actggetatt	gatgcttacc	cacttacaaa	acatccta	16020
caggagtatg	ctgatgtcct	tcacttgtat	ttacaataca	ttagaaagtt	acatgatgag	16080
cttactggcc	acatgttggg	catgtattcc	gtaatgctaa	ctaatgataa	cacctcacgg	16140
tactgggaac	ctgagtttta	tgaggetatg	tacacaccac	atacagtctt	gcaggctgta	16200
ggtgcttgty	tattgtgcaa	ttcacagact	tcacttcggt	gctgtgctg	tattaggaga	16260
ccattcctat	gttgcaagtg	ctgctatgac	catgtcattt	caacatcaca	caaattagtg	16320
ttgtctgta	atccctatgt	ttgcaatgcc	ccaggttgtg	atgtcactga	tgtgacacaa	16380
ctgtatctag	gaggatgag	ctattattgc	aagtcacata	agcctcccat	tagttttcca	16440
ttatgtgcta	atggtcaggt	ttttggttta	tacaaaaaca	catgtgtagg	cagtgacaat	16500
gtcactgact	tcaatgcat	agcaacatgt	gattggacta	atgctggcga	ttacatactt	16560
gccaacactt	gtactgagag	actcaagctt	ttcgcagcag	aaacgctcaa	agccactgag	16620
gaaacattta	agctgtcata	tggtattgct	actgtacgcg	aagtactctc	tgacagagaa	16680
ttgcatcttt	catgggaggt	tggaaaacct	agaccacat	tgaacagaaa	ctatgtcttt	16740
actggttacc	gtgtaactaa	aaatagtaaa	gtacagattg	gagagtacac	ctttgaaaaa	16800
ggtgactatg	gtgatgctgt	tgtgtacaga	ggtactacga	catacaagtt	gaatgttgg	16860
gattactttg	tgttgacatc	tcacactgta	atgccactta	gtgcacctac	tctagtcca	16920
caagagcact	atgtgagaat	tactggcttg	tacccaacac	tcaacatctc	agatgagttt	16980
tctagcaatg	ttgcaaatg	tcaaaaggtc	ggcatgcaaa	agtactctac	actccaagga	17040
ccacctggta	ctggtaagag	tcattttgcc	atcggacttg	ctctctatta	cccatctgct	17100
cgcatagtgt	atacggcatg	ctctcatgca	gctgttgatg	ccctatgtga	aaaggcatta	17160
aaatatttgc	ccatagataa	atgtagtaga	atcatacctg	cgctgctg	cgtagagtg	17220
tttgataaat	tcaaagtga	ttcaacacta	gaacagtatg	ttttctgca	tgtaaatgca	17280
ttgocagaaa	caactgctga	cattgtagtc	tttgatgaaa	tctctatggc	tactaattat	17340
gacttgagtg	ttgtcaatgc	tagacttcgt	gcaaaacact	acgtctatat	tgccgatcct	17400
gctcaattac	cagccccccg	cacattgctg	actaaaggca	cactagaacc	agaatatttt	17460
aattcagtg	gcagacttat	gaaaacaata	ggccagaca	tgttccttgg	aacttgtcgc	17520
cgtgtcctg	ctgaaattgt	tgacactgtg	agtgctttag	tttatgacaa	taagctaaaa	17580
gcacacaagg	ataaagtcag	tcaatgcttc	aaaatgttct	acaaagggtg	tattacacat	17640
gatgtttcat	ctgcaatcaa	cagacctcaa	ataggcgttg	taagagaatt	tcttacacgc	17700
aatcctgctt	ggagaaaagc	tgtttttatc	tcacctata	attcacagaa	cgctgtagct	17760
tcaaaaatct	taggattgcc	tacgcagact	gttgattcat	cacagggttc	tgaatatgac	17820
tatgtcatat	tcacacaaac	tactgaaaca	gcacactctt	gtaatgtcaa	ccgcttcaat	17880
gtggctatca	caagggcaaa	aattggcatt	ttgtgcataa	tgtctgatag	agatctttat	17940
gacaaactgc	aatttacaag	tctagaaata	ccacgtcgca	atgtggctac	attacaagca	18000
gaaaatgtaa	ctggactttt	taaggactgt	agtaagatca	ttactggtct	tcacctaca	18060
caggcaccta	cacacctcag	cgttgatata	aagttcaaga	ctgaaggatt	atgtgttgac	18120

-continued

ataccaggca	taccaaagga	catgacctac	cgtagactca	tctctatgat	gggtttcaaa	18180
atgaattacc	aagtcaatgg	ttaccctaata	atgtttatca	cccgcgaaga	agctattcgt	18240
cacgttcgty	cgtggattgg	ctttgatgta	gagggctgtc	atgcaactag	agatgctgtg	18300
ggtactaace	tacctctcca	gctaggattt	tctacaggty	ttaacttagt	agctgtaccg	18360
actggttatg	ttgacctga	aaataacaca	gaattcacca	gagttaatgc	aaaacctcca	18420
ccaggtgacc	agtttaaaca	tcttatacca	ctcatgtata	aaggcttgcc	ctggaatgta	18480
gtgctgatta	agatagtaca	aatgctcagt	gatacactga	aaggattgtc	agacagagtc	18540
gtgttcgccc	tttgggcgca	tggctttgag	cttacctcaa	tgaagtactt	tgtcaagatt	18600
ggacctgaaa	gaactgtgtg	tctgtgtgac	aaactgcaa	cttgcttttc	tacttcatca	18660
gatacttatg	cctgctggaa	tcattctgtg	ggttttgact	atgtctataa	cccatttatg	18720
attgatgttc	agcagtgggg	ctttaacggg	aaccttcaga	gtaacctga	ccaacattgc	18780
caggtaacatg	gaaatgcaca	tgtggctagt	tgtgatgcta	tcatgactag	atgtttagca	18840
gtccatgagt	gctttgttaa	gcgcgttgat	tggctgttg	aataacctat	tataggagat	18900
gaactgaggg	ttaattctgc	ttgcagaaaa	gtacaacaca	tggttgtgaa	gtctgccttc	18960
ctggctgata	agtttccagt	tcttcatgac	attggaaatc	caaaggctat	caagtgtgtg	19020
cctcaggctg	aagtagaatg	gaagtcttac	gatgctcagc	catgtagtga	caaagcttac	19080
aaaaatagagg	agctcttcta	ttcttatgct	acacatcacg	ataaattcac	tgatgggtgt	19140
tgtttgtttt	ggaattgtaa	cgttgatcgt	taccagcca	atgcaattgt	gtgtaggttt	19200
gacacaagag	tcttgtcaaa	cttgaactta	ccaggctgtg	atggtggtag	tttgtatgtg	19260
aataagcatg	cattccacac	tccagcttcc	gataaaagtg	catttactaa	tttaaagcaa	19320
ttgcctttct	tttactattc	tgatagtcc	tgtgagctc	atggcaaaaca	agtagtgctg	19380
gatattgatt	atgttccact	caaatctgct	acgtgtatta	cacgatgcaa	tttaggtggt	19440
gctgtttgca	gacacatgc	aaatgagtac	cgacagtact	tggatgcata	taatatgatg	19500
atctctgctg	gatttagcct	atggatttac	aaacaatttg	atacttataa	cctgtggaat	19560
acatttacca	ggttacagag	tttagaaaat	gtggcttata	atgttgtaa	taaaggacac	19620
tttgatggac	acgccggcga	agcacctggt	tccatcatta	ataatgctgt	ttacacaaag	19680
gtagatggta	ttgatgtgga	gatctttgaa	aataagacaa	cacttccctgt	taatgttgca	19740
tttagcttt	gggctaagcg	taacattaaa	ccagtgccag	agattaagat	actcaataat	19800
ttgggtgttg	atctcctgct	taatactgta	atctgggact	ataaaagaga	agccccagca	19860
catgtatcta	caatagggtg	ctgcacaatg	actgacattg	ccaagaaacc	tactgagagt	19920
gcttgttctt	cacttactgt	cttgtttgat	ggtagagtgg	aaggacaggt	agacctttt	19980
agaaacgccc	gtaatggtgt	tttaataaca	gaaggttcag	tcaaaggctc	aacaccttca	20040
aagggaccag	cacaagctag	cgtaaatgga	gtcacattaa	ttggagaatc	agtaaaaaaca	20100
cagtttaact	actttaagaa	agtagacggc	attattcaac	agttgcctga	aacctacttt	20160
actcagagca	gagacttaga	ggattttaag	cccagatcac	aaatggaac	tgactttctc	20220
gagctcgcta	tggatgaatt	catacagcga	tataagctcg	agggctatgc	cctcgaacac	20280
atcgtttatg	gagatttcag	tcatggacaa	cttggcggtc	ttcatttaat	gataggctta	20340
gccaaagcgt	cacaagatc	accacttaaa	ttagaggatt	ttatccctat	ggacagcaca	20400
gtgaaaaatt	acttcataac	agatgcgcaa	acaggttcat	caaaatgtgt	gtgttctgtg	20460
attgatcttt	tacttgatga	ctttgtcgag	ataataaagt	cacaagattt	gtcagtgat	20520

-continued

tcaaaagtgg tcaaggttac aattgactat gctgagattt cattcatgct ttggtgtaag	20580
gacggacatg ttgaaacctt ctacccaaaa ctacaagcaa gtcaagcgtg gcaaccaggt	20640
gttgcgatgc ctaacttgta caagatgcaa agaatgcttc ttgaaaagtg tgaccttcag	20700
aattatgggtg aaaatgctgt tataccaaaa ggaataatga tgaatgtcgc aaagtatact	20760
caactgtgtc aataacttaa tacacttact ttagctgtac cctacaacat gagagtatt	20820
cactttgggtg ctggctctga taaaggagtt gcaccaggta cagctgtgct cagacaatgg	20880
ttgccaaactg gcacactact tgtcgattca gatcttaatg acttcgtctc cgaocgagat	20940
tctactttaa ttggagactg tgcaacagta catacggcta ataatggga ccttattatt	21000
agcgatagt atgacctag gaccaaacat gtgacaaaag agaatgactc taaagaaggg	21060
tttttctact atctgtgtgg atttataaag caaaaactag ccctgggtgg ttctatagct	21120
gtaaagataa cagagcattc ttggaatgct gacctttaca agcttatggg ccattttctca	21180
tggtggacag cttttgttac aatgtaaat gcatcatcat cggaaagcatt ttaattggg	21240
gctaactatc ttggcaagcc gaaggaacaa attgatggct ataccatgca tgctaactac	21300
attttctgga ggaacacaaa tcctatccag ttgtcttcct attcactctt tgacatgagc	21360
aaatttcctc ttaaattaag aggaactgct gtaatgtctc ttaaggagaa tcaaatcaat	21420
gatatgattt attctctctt ggaaaaagggt aggcctatca ttagagaaaa caacagagtt	21480
gtggtttcaa gtgatattct tgtaacaac taaacgaaca tgtttatfff cttattattt	21540
cttactctca ctagtggtag tgacctgac cgggtgcacca cttttgatga tgttcaagct	21600
cctaattaca ctcaacatac ttcactatg agggggggtt actatcctga tgaatffff	21660
agatcagaca ctctttatff aactcaggat ttattttctc cattttatfc taatgttaca	21720
gggtttcata ctattaatca tacgtttggc aacctgtca taccttttaa ggatggatt	21780
tattttgctg ccacagagaa atcaaatggt gtccgtgggt gggtttttg ttctaccatg	21840
aacaacaagt cacagtcggt gattattatt aacaattcta ctaatgtgt tatacagca	21900
tgtaactttg aattgtgtga caacctttc tttgctgttt ctaaaccat gggtagacag	21960
acacatacta tgatattcga taatgcattt aattgcactt ttagtagatc atctgatgcc	22020
ttttcgcttg atgtttcaga aaagtcagggt aattttaaac acttacgaga gtttggttt	22080
aaaaataaag atgggtttct ctatgtttat aagggtatc aacctataga ttagttcgt	22140
gatctacctt ctggttttaa cactttgaaa cctattttta agttgctctt ttgtattaac	22200
attacaaatt ttagagccat tcttacagcc tttcacctg ctcaagacat ttggggcacg	22260
tcagctgcag cctattttgt tggctattta aagccaacta catttatgct caagtatgat	22320
gaaaatggta caatcacaga tgctgttgat tgttctcaaa atccactgc tgaactcaaa	22380
tgctctgta agagctttga gattgacaaa ggaatttacc agacctctaa tttcagggt	22440
gttccctcag gagatgtgtg gagattccct aatattacaa acttggttcc tttgggagag	22500
gtttttaatg ctactaaatt ccctctgtc tatgcatggg agagaaaaaa aatttctaat	22560
tgtgttgctg attactctgt gctctacaac tcaacatttt tttcaacctt taagtctat	22620
ggcgtttctg ccaactaagt gaatgatctt tgcttctcca atgtctatgc agattcttt	22680
gtagtcaagg gagatgatgt aagacaaata gogccaggac aaactggtgt tattgctgat	22740
tataattata aattgccaga tgatttcag gggtgtgtcc ttgcttgaa tactaggaac	22800
attgatgcta cttcaactgg taattataat tataaatata ggtatcttag acatggcaag	22860
cttaggccct ttgagagaga catatctaag gtgcctttct ccctgatgg caaacctgc	22920

-continued

accccacctg	ctcttaattg	ttattggcca	ttaaatgatt	atggttttta	caccactact	22980
ggcattggct	accaacctta	cagagttgta	gtactttctt	ttgaactttt	aatgcaccg	23040
gccacggttt	gtggacaaaa	attatccact	gaccttatta	agaaccagtg	tgtcaatttt	23100
aattttaatg	gactcactgg	tactgggtg	ttaactcctt	cttcaaagag	atttcaacca	23160
tttcaacaat	ttggccgtga	tgttctgat	ttcactgatt	ccgttcgaga	tcctaaaaca	23220
tctgaaatat	tagacatttc	accttgctct	tttgggggtg	taagtgtaat	tacacctgga	23280
acaaatgctt	catctgaagt	tgctgttcta	tatcaagatg	ttaactgcac	tgatgtttct	23340
acagcaattc	atgcagatca	actcacacca	gcttggcgca	tatattctac	tgaaacaat	23400
gtattccaga	ctcaagcagg	ctgtcttata	ggagctgagc	atgtcgacac	ttcttatgag	23460
tgcgacattc	ctattggagc	tgccatttgt	gctagttacc	atacagtttc	tttattacgt	23520
agtactagcc	aaaaatctat	tgtggcttat	actatgtcct	taggtgctga	tagttcaatt	23580
gcttactcta	ataacaccat	tgctatacct	actaactttt	caattagcat	tactacagaa	23640
gtaatgcctg	tttctatggc	taaaacctcc	gtagattgta	atatgtacat	ctgcccagat	23700
tctactgaat	gtgctaattt	gcttctccaa	tatggtagct	tttgcacaca	actaaatcgt	23760
gcactctcag	gtattgctgc	tgaacaggat	cgcaacacac	gtgaagtgtt	cgctcaagtc	23820
aaacaaatgt	acaaaacccc	aactttgaaa	tattttgggtg	gttttaattt	ttcacaaata	23880
ttacctgacc	ctctaaagcc	aactaagagg	tcttttattg	aggacttgct	ctttaataag	23940
gtgacactcg	ctgatgctgg	cttcatgaag	caatatggcg	aatgcctagg	tgatattaat	24000
gctagagatc	tcatttgtgc	gcagaagttc	aatggactta	cagtgttgcc	acctctgctc	24060
actgatgata	tgattgctgc	ctacacggct	gctctagtta	gtggtactgc	cactgctgga	24120
tgacatttgg	gtgctggcgc	tgctcttcaa	ataccttttg	ctatgcaaat	ggcatatagg	24180
ttcaatggca	ttggagttac	ccaaaatggt	ctctatgaga	acaaaaaaca	aatcgccaac	24240
caatttaaca	aggcgattag	tcaaattcaa	gaatcactta	caacaacatc	aactgcattg	24300
ggcaagctgc	aagacgttgt	taaccagaat	gctcaagcat	taaacacact	tgtaaaca	24360
cttagctcta	attttgggtgc	aatttcaagt	gtgctaaatg	atcctcttc	gcgacttgat	24420
aaagtcgagg	cggagggtaca	aattgacagg	ttaattacag	gcagacttca	aagccttcaa	24480
acctatgtaa	cacaacaact	aatcagggct	gctgaaatca	gggcttctgc	taatcttget	24540
gctactaaaa	tgctgagtg	tgctcttggga	caatcaaaaa	gagttgactt	ttgtggaaag	24600
ggctaccacc	ttatgtcctt	cccacaagca	gccccgcatg	gtgttctctt	cctacatgtc	24660
acgtatgtgc	catcccagga	gaggaacttc	accacagcgc	cagcaatttg	tcatgaaggc	24720
aaagcatact	tcctctgta	agggtgtttt	gtgtttaatg	gcacttcttg	gtttattaca	24780
cagaggaact	tcttttctcc	acaaataatt	actacagaca	atacatttgt	ctcaggaat	24840
tgtgatgtcg	ttattggcat	cattaacaac	acagtttatg	atcctctgca	acctgagctc	24900
gactcattca	aagaagagct	ggacaagtac	ttcaaaaatc	atacatcacc	agatgttgat	24960
cttggcgaca	ttcaggcat	taacgcttct	gtcgtcaaca	ttcaaaaaga	aattgaccgc	25020
ctcaatgagg	tcgctaaaaa	tttaaatgaa	tcactcattg	accttcaaga	attgggaaaa	25080
tatgagcaat	atattaaatg	gccttgggat	gtttggctcg	gcttcattgc	tgactaatt	25140
gccatcgtca	tggttacaat	cttgccttgt	tgcatgacta	gttgttcag	ttgcctcaag	25200
ggtgcatget	cttgtgggtc	ttgctgcaag	tttgatgagg	atgactctga	gccagttctc	25260
aagggtgtca	aattacatta	cacataaacg	aacttatgga	tttgtttatg	agatttttta	25320

-continued

ctcttggatc aattactgca cagccagtaa aaattgacaa tgcttctcct gcaagtactg	25380
ttcatgctac agcaacgata ccgctacaag cctcactccc tttcggatgg cttgttattg	25440
gcgttgcatt tcttgctggt tttcagagcg ctacccaaat aattgcgctc aataaaagat	25500
ggcagctage cctttataag ggcttccagt tcatttgcaa tttactgctg ctatttgta	25560
ccatctattc acatcttttg cttgtcctg caggtatgga ggcgcaattt ttgtacctct	25620
atgccttgat atattttcta caatgcatca acgcatgtag aattattatg agatgttggc	25680
tttgttgtaa gtgcaaatcc aagaacccat tactttatga tgccaactac tttgtttgct	25740
ggcacacaca taactatgac tactgtatac catataacag tgtcacagat acaattgtcg	25800
ttactgaagg tgacggcatt tcaacaccaa aactcaaaga agactaccaa attggtgggt	25860
attctgagga taggcactca ggtgttaaag actatgtcgt tgtacatggc tatttcaccg	25920
aagtttacta ccagcttgag tctacacaaa ttactacaga cactggtatt gaaaatgcta	25980
cattcttcat ctttaacaag cttgttaaag acccaccgaa tgtgcaaata cacacaatcg	26040
acggctcttc aggagtgtct aatccagcaa tggatccaat ttatgatgag ccgacgacga	26100
ctactagcgt gcctttgtaa gcacaagaaa gtgagtacga acttatgtac tcattcgttt	26160
cggagaagaa aggtacgtta atagttaata gcgtacttct ttttcttctc ttcgtggtat	26220
tcttgctagt cacactagcc atccttactg cgcttcgatt gtgtgcgtac tgctgcaata	26280
ttgttaacgt gagtttagta aaaccaacgg tttacgtcta ctcgcgtggt aaaaatctga	26340
actcttctga aggagtctct gatcttctgg tctaaacgaa ctaactatta ttattattct	26400
gtttggaact ttaacattgc ttatcatggc agacaacggc actattaccg ttgaggagct	26460
taacaactc ctggaacaat ggaacctagt aataggtttc ctattcctag cctggattat	26520
gttactacaa tttgcttatt ctaatcggaa caggtttttg tacataataa agcttgtttt	26580
cctctggctc ttgtggccag taacacttgc ttgttttctg cttgctgctg tctacagaat	26640
taattgggtg actggcggga ttgcgattgc aatggcttgt attgtagct tgatgtggct	26700
tagctacttc gttgcttctc tcaggctggt tgctcgtacc cgctcaatgt ggtcattcaa	26760
cccagaaaca aacattcttc tcaatgtgcc tctccggggg acaattgtga ccagaccgct	26820
catggaagat gaacttgtca ttggtgctgt gatcattcgt ggtaacttgc gaatggccgg	26880
acacccccta gggcgctgtg acattaagga cctgccaata gagatcactg tggctacatc	26940
acgaacgctt tcttattaca aataggagc gtcgcagcgt gtaggcactg attcaggttt	27000
tgctgcatac aaccgctacc gtattggaat ctataaatta aatacagacc acgccggtag	27060
caacgacaat attgctttgc tagtacagta agtgacaaca gatgtttcat cttgttgact	27120
tccaggttac aatagcagag atattgatta tcattatgag gactttcagg attgctattt	27180
ggaatcttga cgttataata agttcaatag tgagacaatt atttaagcct ctaactaaga	27240
agaattatc ggagttgat gatgaagaac ctatggagtt agattatcca taaaacgaac	27300
atgaaaatta ttctcttctc gacattgatt gtatttcat cttgcgagct atactactat	27360
caggagtgtg ttagaggtac gactgtacta ctaaaagaac cttgccatc aggaacatac	27420
gagggaatt caccatttca cctcttctg gacaataat ttgcaactaac ttgcaactagc	27480
acacactttg cttttgcttg tgctgacggc actcgacata cctatcagct gcgtgcaaga	27540
tcagtttcc caaaactttt catcagacaa gaggaggttc aacaagagct ctactcgcca	27600
ctttttctca ttgttctgctc tctagtattt ttaatacttt gcttcacat taagagaag	27660
acagaatgaa tgagctcact ttaattgact tctatttctg ctttttagcc tttctgctat	27720

-continued

```

tccttgttt aataatgctt attatattt ggttttcact cgaatccag gatctagaag 27780
aaccttgta ccaagctaa acgaacatga aacttctcat tgtttgact tgtattctc 27840
tatgcagttg catatgcact gtagtacagc gctgtgcac taataaacct catgtgcttg 27900
aagatccttg taaggtaaaa cactaggggt aataactata gcaactgcttg gctttgtgct 27960
ctagaaaagg ttttacctt tcatagatgg cacactatgg tcaaacatg cacaccta 28020
gttactatca actgtcaaga tccagctggt ggtgctgcta tagctagggt ttggtacctt 28080
catgaaggtc accaaactgc tgcatttaga gacgtacttg ttgtttaaa taaacgaaca 28140
aattaaaatg tctgataatg gacccaatc aaaccaacgt agtgccccc gcattacatt 28200
tgggtgaccc acagattcaa ctgacaataa ccagaatgga ggacgcaatg gggcaaggcc 28260
aaaaacagcg cgacccaag gtttaccaa taatactgcg tcttggtca cagctctcac 28320
tcagcatggc aaggaggaac ttagattccc tcgaggccag ggcgttcaa tcaacaccaa 28380
tagtggcca gatgacaaa ttggctacta ccgaagagct acccgacgag ttcgtggtg 28440
tgacggcaaa atgaaagagc tcagccccag atggtacttc tattacctag gaactggccc 28500
agaagcttca cttccctacg gcgctaacaa agaaggcatc gtatgggttg caactgaggg 28560
agccttgaat acacccaag accacattgg caccgcaat cctaataaca atgctgccac 28620
cgtgctacaa cttcctcaag gaacaacatt gcaaaaaggc ttctacgagc agggaagcag 28680
aggcggcagt caagcctctt ctcgctcctc atcacgtagt cgcggtaatt caagaaatc 28740
aactcctggc agcagtaggg gaaattctcc tgctcgaatg gctagcggag gtggtgaaac 28800
tgccctcgcg ctattgctgc tagacagatt gaaccagctt gagagcaaaag tttctggtaa 28860
aggccaacaa caacaaggcc aaactgtcac taagaaatct gctgctgagg catctaaaaa 28920
gcctcgccaa aaacgtactg ccacaaaaca gtacaacgtc actcaagcat ttgggagacg 28980
tgggtccaga caaacccaag gaaatttcgg ggaccaagac ctaatcagac aaggaactga 29040
ttacaaacat tggccgcaaa ttgcacaatt tgctccaagt gcctctgcat tctttggaat 29100
gtcaccgatt ggcattggaag tcacacctc gggaacatgg ctgacttacc atggagccat 29160
taaatggat gacaaagatc cacaattcaa agacaacgtc atactgctga acaagcacat 29220
tgacgcatac aaaacattcc caccaacaga gcctaaaaag gacaaaaaga aaaagactga 29280
tgaagctcag cttttgccc agagacaaaa gaagcagccc actgtgactc ttcttctgc 29340
ggctgacatg gatgatttct ccagacaact tcaaaattcc atgagtgagc cttctgctga 29400
ttcaactcag gcataaacac tcatgatgac cacacaaggc agatgggcta tgtaaacgtt 29460
ttcgcaattc cgtttacgat acatagtcta ctcttgca gaatgaattc tcgtaactaa 29520
acagcacaag taggttagt taactttaat ctcatatgc aatctttaat caatgtgtaa 29580
cattagggag gacttgaaa agccaccaca ttttcatcga ggccacgagg agtacgatc 29640
agggtacagt gaataatgct agggagagct gcctatatgg aagagcccta atgtgtaaaa 29700
ttaatttag tagtgctatc cccatgtgat ttaaatagct tcttaggaga atgacaaaaa 29760
aaaaaaaaa aaaaaagggc gaattctgca g 29791

```

```

<210> SEQ ID NO 4
<211> LENGTH: 5450
<212> TYPE: DNA
<213> ORGANISM: Artificial
<220> FEATURE:
<223> OTHER INFORMATION: SARS F X1 mutant

```

-continued

<400> SEQUENCE: 4

```

gtgtgctgga attcgcctt cgagtgcccg cggccgcatt gctgcctaca cgctgctct 60
agttagtggg actgccactg ctggatggac atttgggtgct ggcgctgctc ttcaataacc 120
ttttgctatg caaatggcat ataggttcaa tggcattgga gttacccaaa atgttctcta 180
tgagaaccaa aaacaaatcg ccaaccaatt taacaaggcg attagtcaaa ttcaagaatc 240
acttacaaca acatcaactg cattgggcaa gctgcaagac gttgttaacc agaatgctca 300
agcattaaac acacttgta aacaacttag ctctaatttt ggtgcaattt caagtgtgct 360
aaatgatatc ctttcgagc ttgataaagt cgaggcggag gtacaaattg acaggttaat 420
tacaggcaga cttcaaaacc ttcaaaccta tgtaacacaa caactaatca ggcgctgctga 480
aatcagggct tctgctaate ttgctgctac taaaatgtct gagtgtgttc ttggacaatc 540
aaaaagagtt gacttttgtg gaaagggeta ccacttatg tccttccac aagcagcccc 600
gcatggtggt gtcttctac atgtcacgta tgtgccatcc caggagagga acttcaccac 660
agcgcagca atttgtcatg aaggcaaac atacttcct cgtgaagggtg ttttgtgtt 720
taatggcact tcttggttta ttacacagag gaacttctt tctccacaaa taattactac 780
agacaataca tttgtctcag gaaattgtga tgtcgttatt ggcatcatta acaacacagt 840
ttatgatcct ctgcaacctg agctcgactc attcaaagaa gagctggaca agtacttcaa 900
aaatcataca tcaccagatg ttgatcttgg cgacatttca ggcattaacg cttctgtcgt 960
caacattcaa aaagaaattg accgcctcaa tgaggctgct aaaaatttaa atgaatcaact 1020
cattgacctt caagaattgg gaaaatatga gcaatatatt aaatggcctt ggtatgtttg 1080
gctcggcttc attgctggac taattgccat cgtcatggtt acaatcttgc tttgttgc 1140
gactagtgtt tgcagttgcc tcaagggtgc atgctcttgt ggttcttctt gcaagtttga 1200
tgaggatgac tctgagccag ttctcaaggg tgtcaaatca cattacacat aaacgaactt 1260
agcagggtgg cgcccatcg atttaattaa ggaagtgcaa atccaagaac ccattacttt 1320
atgatgcca ctactttgtt tgctggcaca cacataacta tgactactgt ataccatata 1380
acagtgtcac agatacaatt gtcgttactg aaggtgacgg catttcaaca ccaaaactca 1440
aagaagacta ccaaattggt ggttattctg aggataggca ctcagggtgt aaagactatg 1500
tcgtgtgaca tggctatttc accgaagttt actaccagct tgagtctaca caaattacta 1560
cagacactgg tattgaaat gctacattct tcatctttaa caagcttgtt aaagaccac 1620
cgaatgtgca aatacacaca atcgacggct cttcaggagt tgctaatacca gcaatggatc 1680
caattatga tgagccgagc acgactacta gcgtgccttt gtaagcaca gaaagtgagt 1740
acgaacttat gtactcattc gtttcggaag aacaggtac gttaatagtt aatagcgtac 1800
ttcttttct tgetttcgtg gtattcttgc tagtcacact agccatcctt actgcgcttc 1860
gattgtgtgc gtactgctgc aatattgtta acgtgagttt agtaaaacca acggtttacg 1920
tctactcgcg tgttaaaat ctgaactctt ctgaaggagt tctgatctt ctggtctaaa 1980
cgaactaact attattatta ttctgttgg aactttaaca ttgcttatca tggcagacaa 2040
cggactatt accgttgagg agcttaaaaca actcctggaa caatggaacc tagtaatagg 2100
tttctattc ctgacctgga ttatgttact acaatttgc tttctaatc ggaacaggtt 2160
ttgtacata ataaagcttg ttttctctg gctcttggg ccagtaacac ttgcttgtt 2220
tgtgcttget gctgtctaca gaattaattg ggtgactggc gggattgca ttgcaatggc 2280
ttgtattgta ggcttgatgt ggcttagcta cttcgttget tccttcaggc tgtttgctcg 2340

```

-continued

taccgctca atgtggtcat tcaaccaga aacaacatt cttctcaatg tgccctccg	2400
ggggacaatt gtgaccagac cgctcatgga aagtgaactt gtcattggtg ctgtgatcat	2460
tcgtggtcac ttgcgaatgg cgggacaccc cctagggcgc tgtgacatta aggacctgcc	2520
aaaagagatc actgtggcta catcacgaac gctttcttat tacaattag gagcgtcgca	2580
gcgtgtaggc actgattcag gttttgctgc atacaaccgc taccgattg gaaactataa	2640
attaaataca gaccacgccc gtagcaacga caatattgct ttgctagtac agtaagtgc	2700
aacagatggt tcatcttgtt gacttccagg ttacaatagc agagatattg attatcatta	2760
tgaggacttt caggattgct atttgaatc ttgacgttat aataagtca atagtgagac	2820
aattatttaa gcctctaact aagaagaatt attcggagtt agatgatgaa gaacctatgg	2880
agttagatta tccataaaac gaacatgaaa attattctct tcctgacatt gattgtattt	2940
acatcttgcg agctatatca ctatcaggag tgtgttagag gtacgactgt actactaaaa	3000
gaaccttgcc catcaggaac atacgagggc aattcacat ttcaccctct tgctgacaat	3060
aaatttgca taacttgca tagcacacac tttgcttttg cttgtgctga cggtaactga	3120
catacctatc agctgcgtgc aagatcagtt tcacaaaaac tttctatcag acaagaggag	3180
gttcaacaag agctctactc gccacttttt ctcatgttg ctgctctagt atttttaata	3240
ctttgcttca ccattaagag aaagacagaa tgaatgagct cactttaatt gacttctatt	3300
tgtgcttttt agcctttctg ctattccttg ttttaataat gcttattata ttttggtttt	3360
cactcgaat ccaggatcta gaagaacctt gtaccaaagt ctaaacgaac atgaaacttc	3420
tcattgtttt gacttgtatt tctctatgca gttgcatatg cactgtagta cagcgtgtg	3480
catctaataa acctcatgtg cttgaagatc cttgtaaggt acaacactag gggtaatact	3540
tatagcactg cttggccttg tgctctagga aaggttttac cttttcatag atggcacact	3600
atggttcaaa catgcacacc taatgttact atcaactgtc aagatccagc tgggtggtcg	3660
cttatagcta ggtgttgta ccttcatgaa ggtcacaaa ctgctgcatt tagagacgta	3720
cttgtgtttt taataaacg aacaaattaa aatgtctgat aatggacccc aatcaacca	3780
acgtagtgcc ccccgatta ctttgggtgg acccacagat tcaactgaca ataaccagaa	3840
tggaggacgc aatggggcaa ggccaaaaca ggcggacccc caaggtttac ccaataatac	3900
tgctcttgg ttacacagtc tcaactcagca tggcaaggag gaacttagat tcctcagag	3960
ccagggcgtt ccaatcaaca ccaatagtgg tccagatgac caaattggtt actaccgaag	4020
agctacccga cgagttcgtg gtggtgacgg caaaatgaaa gagctcagcc ccagatggta	4080
cttctattac ctaggaaactg gcccagaagc ttcacttccc tacggcgcta acaagaagg	4140
catcgtatgg gttgcaactg agggagcctt gaatacacc aaagaccaca ttggcaccg	4200
caatcctaata acaatgctg ccaccgtgct acaacttccc caaggaacaa cattgcctaaa	4260
aggctctac gcagagggaa gcagagggcg cagtcaagcc tcttctcgtt cctcatcag	4320
tagtcgcggt aattcaagaa attcaactcc tggcagcagt aggggaaatt ctctgctcg	4380
aatggctagc ggaggtggtg aaactgcctt cgcctattg ctgctagaca gattgaacca	4440
gcttgagagc aaagtctctg gtaaaggcca acaacaacaa ggccaaactg tcaactaagaa	4500
atctgctgct gaggcatcta aaaagcctcg ccaaaaacgt actgccaaa aacagtacaa	4560
cgctactcaa gcatttggga gacgtggtcc agaacaaacc caaggaaatt tcggggacca	4620
agacctaatc agacaaggaa ctgattacaa acattggccc caaattgcac aatttgcctc	4680
aagtgcctct gcattcttg gaatgtcac cattggcatg gaagtccac cttcggaac	4740

-continued

```

atggctgact tatcatggag ccattaaatt ggatgacaaa gatccacaat tcaaagacaa 4800
cgtcatactg ctgaacaagc acattgacgc atacaaaaca tccccacaa cagagcctaa 4860
aaaggacaaa aagaaaaaga ctgatgaagc tcagcctttg ccgagagac aaaagaagca 4920
gcccactgtg actcttcttc ctgcggtgga catggatgat ttctccagac aacttcaaaa 4980
ttccatgagt ggagcttctg ctgattcaac tcaggcataa aactcatga tgaccacaca 5040
aggcagatgg gctatgtaaa cgttttcgca attccgttta cgatacatag tctactcttg 5100
tgcagaatga atttctgtaa ctaaacagca caagtaggtt tagttaactt taatctcaca 5160
tagcaatctt taatcaatgt gtaacattag ggaggacttg aaagagccac cacattttca 5220
tcgaggccac gcgagtagc atcgagggta cagtgaataa tgctagggag agctgcctat 5280
atggaagagc cctaattgtt aaaattaatt ttagtagtgc tatccccatg tgattttaat 5340
agcttcttag gagaatgaca aaaaaaaaa aaaaaaaaa agggcgaatt ctgcagatat 5400
ccatcacact ggcggccgct cgagcatgca tctagagggc ccaattcgcc 5450

```

```

<210> SEQ ID NO 5
<211> LENGTH: 5000
<212> TYPE: DNA
<213> ORGANISM: Artificial
<220> FEATURE:
<223> OTHER INFORMATION: SARS F X1X2 mutant

```

```

<400> SEQUENCE: 5

```

```

gtgtgctgga attcgcctt cgagtgcctg eggcgcatt gctgcctaca cggctgctct 60
agttagtgtt actgccactg ctggatggac atttggtgct ggcgtgctc ttcaaatacc 120
ttttgctatg caaatggcat ataggttcaa tggcattgga gttacccaaa atgttctcta 180
tgagaaccaa aaacaaatcg ccaaccaatt taacaaggcg attagtcaaa ttcaagaatc 240
acttacaaca acatcaactg cattgggcaa gctgcaagac gttgttaacc agaatgctca 300
agcattaaac acacttgta aacaacttag ctctaatttt ggtgcaattt caagtgtgct 360
aaatgatatc ctttcgcgac ttgataaagt cgaggcggag gtacaaattg acaggttaat 420
tacaggcaga cttcaaagcc ttcaaacctg tgtaacacaa caactaatca gggctgctga 480
aatcagggct tctgctaate ttgctgctac taaaatgtct gagtgtgttc ttggacaatc 540
aaaaagagtt gacttttctg gaaagggcta ccaccttatg tccttccac aagcagcccc 600
gcatggtggt gtcttctac atgtcacgta tgtgccatcc caggagagga acttaccac 660
agcgcagca atttgtcatg aaggcaaac atacttccct cgtgaagggtg tttttgtgtt 720
taatggcact tcttggttta ttacacagag gaacttcttt tctccacaaa taattactac 780
agacaatata tttgtctcag gaaattgtga tgtcgttatt ggcattatta acaacacagt 840
ttatgatcct ctgcaacctg agctcgactc attcaaagaa gagctggaca agtacttcaa 900
aaatcataca tcaccagatg ttgatcttgg cgacatttca ggcattaacg cttctgtcgt 960
caacattcaa aaagaaattg accgcctcaa tgaggctcgt aaaaatttaa atgaatcact 1020
cattgacctt caagaattgg gaaaatatga gcaatatatt aaatggcctt ggtatgtttg 1080
gctcggcttc attgtcggac taattgccat cgtcatggtt acaatcttgc tttgttgc 1140
gactagtgtt tgcagttgcc tcaagggtgc atgctcttgt ggttcttctg gcaagtttga 1200
tgaggatgac tctgagccag ttctcaaggg tgtcaaatta cattacacat aaacgaactt 1260
atgtactcat tcgtttcgga agaaacaggt acgttaatag ttaatagcgt acttcttttt 1320
cttctttctg tggattctct gctagtcaca ctagccatcc ttactgcgct tcgattgtgt 1380

```

-continued

gcgtactgct gcaatattgt taacgtgagt ttagtataaac caacggttta cgtctactcg	1440
cggtgtaaaa atctgaactc ttctgaagga gttcctgac ttctggtcta aacgaactaa	1500
ctattattat tattctgttt ggaactttaa cattgcttat catggcagac aacggtacta	1560
ttacogttga ggagcttaaa caactcctgg aacaatggaa cctagtaata ggtttcctat	1620
tcctagcctg gattatgtta ctacaatttg cctattctaa tcggaacagg tttttgtaca	1680
taataaagct tgttttcctc tggctcctgt ggccagtaac acttgcttgt tttgtgcttg	1740
ctgctgtcta cagaattaat tgggtgactg cggggattgc gattgcaatg gcttgattg	1800
taggcttgat gtggcttagc tacttctgtg cttccttcag gctgtttgct cgtaccgct	1860
caatgtggtc attcaaccca gaaacaaaca ttcttctcaa tgtgcctctc cgggggacaa	1920
ttgtgaccag accgctcatg gaaagtgaac ttgtcattgg tgctgtgac attcgtggtc	1980
acttgcgaat ggccggacac cccctagggc gctgtgacat taaggacctg caaaagaga	2040
tcactgtggc tacatcacga acgctttctt attacaaatt aggagcgtcg cagcgtgtag	2100
gcactgattc aggttttgct gcatacaacc gctaccgtat tggaaactat aaattaaata	2160
cagaccacgc cggtagcaac gacaatattg ctttgctagt acagtaagtg acaacagatg	2220
tttcatcttg ttgacttcca ggttacaata gcagagatat tgattatcat tatgaggact	2280
ttcaggattg ctatttggaa tcttgacgtt ataataagtt caatagttag acaattattt	2340
aagcctctaa ctaagaagaa ttattcggag ttagatgatg aagaacctat ggagttagat	2400
tatccataaa acgaacatga aaattattct cttcctgaca ttgattgtat ttacatcttg	2460
cgagctatat cactatcagg agtgtgttag aggtacgact gtactactaa aagaaccttg	2520
cccatcagga acatacgagg gcaattcacc atttcacct cttgctgaca ataaatttgc	2580
actaacttgc actagcacac actttgcttt tgcttgctgt gacggctctc gacataccta	2640
tcagctgcgt gcaagatcag tttcaccaaa acttttcatc agacaagagg aggttcaaca	2700
agagctctac tcgccacttt ttctcattgt tgctgctcta gtatttttaa tactttgctt	2760
caccattaag agaaagacag aatgaatgag ctcactttaa ttgacttcta tttgtgcttt	2820
ttagccttcc tgctattcct tgttttaata atgcttatta tattttgggt ttcactcgaa	2880
atccaggatc tagaagaacc ttgtacccaaa gtctaaacga acatgaaact tctcattggt	2940
ttgacttgta tttctctatg cagttgcata tgcaactgtag tacagcgtg tgcactaat	3000
aaacctcatg tgcttgaaga tccttgtaag gtacaacact aggggtaata cttatagcac	3060
tgcttggtct tgtgctctag gaaaggtttt accttttcat agatggcaca ctatggttca	3120
aacatgcaca cctaagtta ctatcaactg tcaagatcca gctgggtggtg cgttatagc	3180
taggtgttgg tacttctatg aaggtcacca aactgctgca tttagagacg tacttgttgt	3240
tttaataaaa cgaacaaatt aaaatgtctg ataatggacc ccaatcaaac caacgtagtg	3300
ccccccgat tacatttgggt ggaccacag attcaactga caataaccag aatggaggac	3360
gcaatggggc aaggccaaaa cagcgcgcac cccaaggttt acccaataat actgcgtctt	3420
ggttcacagc tctcactcag catggcaagg aggaacttag attcctcga ggccaggcgcg	3480
ttccaatcaa caccaatagt ggtccagatg accaaattgg ctactaccga agagctacc	3540
gacgagttcg tgggtgtgac ggcaaaatga aagagctcag cccagatgg tacttctatt	3600
acctaggaac tggcccagaa gcttcaactc cctacggcgc taacaaagaa ggcatcgtat	3660
gggttgcaac tgagggagcc ttgaatacac ccaagacca cattggcacc cgcaatccta	3720
ataacaatgc tgccaccgtg ctacaacttc ctcaaggaac aacattgcca aaaggcttct	3780

-continued

```

acgcagaggg aagcagaggg gccagtcagg cctcttctcg ctctcatca cgtagtcggg 3840
gtaattcaag aaattcaact cctggcagca gtaggggaaa ttctcctgct cgaatggcta 3900
gcggaggtgg tgaactgcc ctccgctat tgctgctaga cagattgaac cagcttgaga 3960
gcaaagtffc tggtaaaggc caacaacaac aaggccaac tgctactaag aaatctgctg 4020
ctgaggcatc taaaagcct cgccaaaaac gtactgccac aaaacagtac aacgtcactc 4080
aagcatttgg gagacgtggt ccagaacaaa cccaaggaaa ttcgggggac caagacctaa 4140
tcagacaagg aactgattac aaacattggc cgcaaattgc acaatttgcct ccaagtgcct 4200
ctgcattctt tggaatgtca cgcattggca tggaagtac accttcggga acatggctga 4260
cttatcatgg agccattaaa ttggatgaca aagatccaca attcaaagac aacgtcatac 4320
tgctgaacaa gcacattgac gcatacaaaa cattcccacc aacagagcct aaaaaggaca 4380
aaaagaaaaa gactgatgaa gctcagcctt tgccgcagag acaaaagaag cagcccactg 4440
tgactcttct tctcgggct gacatggatg atttctccag acaactcaa aattccatga 4500
gtggagcttc tgctgattca actcaggcat aaacactcat gatgaccaca caaggcagat 4560
gggctatgta aacgttttcg caattccgtt tacgatacat agtctactct tgtgcagaat 4620
gaattctcgt aactaaacag cacaagtagg tttagttaac tttaatctca catagcaatc 4680
tttaatcaat gtgtaacatt agggaggact tgaagagcc accacatttt catcgaggcc 4740
acgcggagta cgatcgaggg tacagtgaat aatgctaggg agagctgcct atatggaaga 4800
gcctaatgt gtaaaattaa ttttagtagt gctatcccca tgtgatttta atagcttctt 4860
aggagaatga caaaaaaaaa aaaaaaaaaa aaaggcgcaa ttctgcagat atccatcaca 4920
ctggcgccg ctcgagcatg catctagagg gcccaattcg ccctatagtg agtcgtatta 4980
caattcactg gccgtcgttt 5000

```

```

<210> SEQ ID NO 6
<211> LENGTH: 5600
<212> TYPE: DNA
<213> ORGANISM: Artificial
<220> FEATURE:
<223> OTHER INFORMATION: SARS F X3 mutant

<400> SEQUENCE: 6

```

```

gaattcgccc ttcgagtgcc cgcggccgca ttgctgcta cacggctgct ctagttagtg 60
gtactgccac tgctggatgg acatttgggt ctggcgtgct tcttcaaata ccttttgcta 120
tgcaaatggc atatagggtc aatggcattg gagttaccca aaatgttctc tatgagaacc 180
aaaaaacaat cgccaaccaa ttaacaagg cgattagtca aattcaagaa tcacttaca 240
caacatcaac tgcattgggc aagctgcaag acgttggtta ccagaatgct caagcattaa 300
acacacttgt taaacaactt agctctaatt ttggtgcaat tcaagtgtg ctaaatgata 360
tcctttcgcg acttgataaa gtcgagggcg aggtacaaat tgacagggta attacaggca 420
gacttcaaag ctttcaaacc tatgtaacac aacaactaat cagggtgctg gaaatcaggg 480
cttctgctaa tcttgctgct actaaaatgt ctgagtgtgt tcttgacaa tcaaaaagag 540
ttgacttttg tggaaagggc taccacctta tgccttccc acaagcagcc ccgcatgggt 600
ttgtcttctc acatgtcacg tatgtgcat cccaggagag gaacttcacc acagcggcag 660
caatttgcata tgaaggcaaa gcatacttcc ctctgaagg tgtttttgtg tttaatggca 720
cttctgggtt tattacacag aggaacttct tttctccaca aataattact acagacaata 780
catttgtctc aggaattgtg gatgtogtta ttggcatcat taacaacaca gtttatgatc 840

```

-continued

ctctgcaacc	tgagctcgac	tcattcaaag	aagagctgga	caagtacttc	aaaaatcata	900
catcaccaga	tgttgatcct	ggcgacattt	caggcattaa	cgcttctgtc	gtcaacattc	960
aaaaagaaat	tgaccgcctc	aatgaggtcg	ctaaaaattt	aatgaatca	ctcattgacc	1020
ttcaagaatt	gggaaaatat	gagcaatata	ttaaatggcc	ttggtatggt	tggtcggct	1080
tcattgctgg	actaattgcc	atcgatcatg	ttacaatcct	gctttgttgc	atgactagtt	1140
gttgcagttg	cctcaagggt	gcatgctcct	gtggttcttg	ctgcaagttt	gatgaggatg	1200
actctgagcc	agttctcaag	ggtgtcaaat	tacattacac	ataaacgaac	ttatggattt	1260
gtttatgaga	tttttactc	ttggatcaat	tactgcacag	ccagtaaaaa	ttgacaatgc	1320
ttctcctgca	agtactgttc	atgctacagc	aacgataccg	ctacaagcct	cactcccttt	1380
cggtggcctt	gttattggcg	ttgcatttct	tgctgttttt	cagagcgcta	ccaaaataat	1440
tgcgctcaat	aaaagatggc	agctagccct	ttataagggc	ttccagtcca	tttgcaattt	1500
actgctgcta	tttgttacca	tctattcaca	tcttttgctt	gtcgctgcag	gtatggaggc	1560
gcaatttttg	tacctctatg	ccttgatata	ttttctacaa	tgcatcaacg	catgtagaat	1620
tattatgaga	tgttgctttt	gttgaagtg	caaatccaag	aaccattac	tttatgatgc	1680
caactacttt	gtttgctggc	acacacataa	ctatgactac	tgtataccat	ataacagtgt	1740
cacagataca	attgtcgtta	ctgaaggtga	cggcatttca	acacccaaac	tcaaagaaga	1800
ctaccaaatt	ggtggttatt	ctgaggatag	gcactcaggt	gttaaagact	atgtcgttgt	1860
acatggctat	ttcacccaag	ttactacca	gcttgagtct	acacaaatta	ctacagacac	1920
tggtattgaa	aatgctacat	tcttcatcct	taacaagctt	gttaaagacc	caccgaatgt	1980
gcaaatacac	acaatcgacg	gctcttcagg	agttgctaat	ccagcaatgg	atccaattta	2040
tgatgagccg	acgacgacta	ctagecgtgc	tttgtaagca	caagaaagtg	agtacgaact	2100
tatgtactca	ttcgtttcgg	aagaaacagg	tacgttaata	gttaatagcg	tacttctttt	2160
tcttgctttc	gtggatttct	tgctagtcac	actagccatc	cttactgcgc	ttcgattgtg	2220
tgcgactgce	tgcaatattg	ttaacgtgag	tttagtaaaa	ccaacggttt	acgtctactc	2280
gcgtgttaaa	aatctgaact	cttctgaagg	agttcctgat	cttctggtct	aaacgaacta	2340
actattatta	ttattctggt	tggaacttta	acattgctta	tcattggcaga	caacggctact	2400
attaccgttg	aggagcttaa	acaactcctg	gaacaatgga	acctagtaat	aggtttctca	2460
ttcctagcct	ggattatggt	actacaattt	gcctattcta	atcggaacag	gtttttgtac	2520
ataataaagc	ttgttttctc	ctggetcttg	tggccagtaa	cacttgcttg	ttttgtgctt	2580
gctgctgtct	acagaattaa	ttgggtgact	ggcgggattg	cgattgcaat	ggcttgtatt	2640
gtaggcttga	tgtggcttag	ctacttcggt	gcttccttca	ggctgtttgc	tcgtaccgcg	2700
tcaatgtggt	cattcaaccc	agaaacaaac	attcttctca	atgtgcctct	ccgggggaca	2760
attgtgacca	gaccgctcat	ggaaagtga	cttgtcattg	gtgctgtgat	cattcgtggt	2820
cacttgcgaa	tggccggaca	ccccctaggg	cgctgtgaca	ttaaggacct	gccaaaagag	2880
atcactgtgg	ctacatcacg	aacgctttct	tattacaaat	taggagcgtc	gcagcgtgta	2940
ggcactgatt	caggtttttg	tgcatacaac	cgctaccgta	ttggaaacta	taaattaaat	3000
acagaccacg	ccggtagcaa	cgacaatatt	gctttgctag	tacagtaagt	gacaacagaa	3060
cgaacatgaa	aattattctc	ttcctgacat	tgattgtatt	tacatcttgc	gagctatatac	3120
actatcagga	gtgtgttaga	ggtacgactg	tactactaaa	agaaccttgc	ccatcaggaa	3180
catcagaggg	caattcacca	tttcacccctc	ttgctgacaa	taaatttgca	ctaacttgca	3240

-continued

ctagcacaca	ctttgctttt	gcttgctgctg	acggctactcg	acatacctat	cagctgcgtg	3300
caagatcagt	ttcaccaaaa	cttttcatca	gacaagagga	ggttcaacaa	gagctctact	3360
cgccactttt	tctcattggt	gctgctctag	tatttttaat	actttgcttc	accattaaga	3420
gaaagacaga	atgaatgagc	tcactttaat	tgactttctat	ttgtgctttt	tagcctttct	3480
gctattcctt	gttttaataa	tgcttattat	atthtggttt	tcactcgaaa	tccaggatct	3540
agaagaacct	tgtaccaaa	gtctaaacgaa	catgaaactt	ctcattgttt	tgacttgtat	3600
ttctctatgc	agttgcatat	gcaactgtagt	acagcgcgtg	gcatctaata	aacctcatgt	3660
gcttgaagat	ccttgtaagg	tacaacacta	gggtaatac	ttatagcact	gcttggcttt	3720
gtgctctagg	aaaggtttta	ccttttcata	gatggcacac	tatggttcaa	acatgcacac	3780
ctaatgttac	tatcaactgt	caagatccag	ctgggtggtg	gcttatagct	aggtgttggg	3840
accttcatga	aggtcaccaa	actgctgcat	ttagagacgt	acttgttgtt	ttaaataaac	3900
gaacaaatta	aaatgtctga	taatggacc	caatcaaacc	aacgtagtgc	ccccgcatt	3960
acatttgggt	gaccacaga	ttcaactgac	aataaccaga	atggaggacg	caatggggca	4020
aggccaaaac	agcgcgcacc	ccaaggttta	ccaataata	ctgctcttg	gttcacagct	4080
ctcactcagc	atggcaagga	ggaacttaga	ttcctctgag	gccagggcgt	tccaatcaac	4140
accaatagtg	gtccagatga	ccaaattggc	tactaccgaa	gagctaccgg	acgagttcgt	4200
ggtggtgacg	gaaaaatgaa	agagctcagc	cccagatggt	acttctatta	cctaggaact	4260
ggcccagaag	cttcacttcc	ctacggcgct	aacaaagaag	gcatcgtatg	ggttgcaact	4320
gaggagacct	tgaatacacc	caaagaccac	attggcacc	gcaatcctaa	taacaatgct	4380
gccaccgtgc	tacaacttcc	tcaaggaaca	acattgcaa	aaggcttcta	cgagagggga	4440
agcagaggcg	gcagtcgaag	ctctctctgc	tcctcatcac	gtagtcgagg	taattcaaga	4500
aattcaactc	ctggcagcag	taggggaaat	tctctgctc	gaatggctag	cgaggttggg	4560
gaaactgccc	tcgctctatt	gctgctagac	agattgaacc	agcttgagag	caaagtttct	4620
ggtaaaggcc	aacaacaaca	aggccaaact	gtcactaaga	aatctgctgc	tgaggcatct	4680
aaaaagcctc	gccaaaaaac	tactgccaca	aaacagtaca	acgtcactca	agcatttggg	4740
agacgtggtc	cagaacaaac	ccaaggaaat	ttcggggacc	aagacctaat	cagacaagga	4800
actgattaca	aacattggcc	gcaaattgca	caatttctc	caagtgcctc	tgcattcttt	4860
ggaatgtcac	gcattggcat	ggaagtca	ccttcgggaa	catggctgac	ttatcatgga	4920
gccattaaat	tggatgacaa	agatccacaa	ttcaaagaca	acgtcactat	gctgaacaag	4980
cacattgacg	catacaaaac	attcccacca	acagagccta	aaaaggacaa	aaagaaaaag	5040
actgatgaag	ctcagccttt	gccgcagaga	caaaagaagc	agcccactgt	gactcttctt	5100
cctgctgctg	acatggatga	tttctccaga	caacttcaa	attccatgag	tggagcttct	5160
gctgattcaa	ctcaggcata	aacactcatg	atgaccacac	aaggcagatg	ggctatgtaa	5220
acgttttctc	aattccgttt	acgatacata	gtctactctt	gtgcagaatg	aattctctga	5280
actaaacagc	acaagtaggt	ttagttaact	ttaatctcac	atagcaatct	ttaatcaatg	5340
tgtaacatta	gggagactt	gaaagagcca	ccacatttct	atcgaggcca	cgcgagtagc	5400
gatcgagggt	acagtgaata	atgctagggg	gagctgccta	tatggaagag	ccctaattgtg	5460
taaaatfaat	tttagtagtg	ctatccccat	gtgattttaa	tagcttctta	ggagaatgac	5520
aaaaaaaaaa	aaaaaaaaaa	aaggcgcaat	tctgcagata	cccatcacac	tggcggcgcg	5580
tcgagcatgc	atctagaggg					5600

-continued

```

<210> SEQ ID NO 7
<211> LENGTH: 5450
<212> TYPE: DNA
<213> ORGANISM: Artificial
<220> FEATURE:
<223> OTHER INFORMATION: SARS F X4 mutant

<400> SEQUENCE: 7
agtgtgctgg aattcgccct tcgagtgccc gggccgcat tgctgcctac acggtgctc   60
tagttagtgg tactgccact gctggatgga catttgggtgc tggcgctgct cttcaaatac  120
cttttgctat gcaaatggca tataggttca atggcattgg agttacccaa aatgttctct  180
atgagaacca aaaacaaatc gccaaccaat ttaacaaggc gattagtcaa attcaagaat  240
cacttacaac aacatcaact gcattgggca agctgcaaga cgttgtaaac cagaatgctc  300
aagcattaaa cacacttggt aaacaactta gctctaattt tggtgcaatt tcaagtgtgc  360
taaatgatat ctttctcgca cttgataaag tcgagggcga ggtacaaatt gacaggttaa  420
ttacaggcag acttcaaagc cttcaaacct atgtaacaca acaactaatc agggctgctg  480
aaatcagggc ttctgcta atctgtgcta ctaaaatgct tgagtgtggt cttggacaat  540
caaaaagagt tgacttttgt ggaaagggct accaccttat gtccttccca caagcagccc  600
cgcatggtgt tgtcttcta catgtcacgt atgtgccatc ccaggagagg aacttcacca  660
cagcgcagc aatttgtcat gaaggcaaag catacttccc tcgtgaaggt gtttttgtgt  720
ttaatggcac ttcttggttt attacacaga ggaacttctt ttctccacaa ataattacta  780
cagacaatac atttgtctca ggaaattgtg atgtcgttat tggcatcatt aacaacacag  840
tttatgatcc tctgcaacct gagctcgact cattcaaaga agagctggac aagtacttca  900
aaaaatcatac atcaccagat gttgatcttg gcgacatttc aggcattaac gcttctgtcg  960
tcaacattca aaaagaaatt gaccgcctca atgaggtcgc taaaaattta aatgaatcac 1020
tcattgacct tcaagaattg ggaaaatag agcaatata taaatggcct tggtatgttt 1080
ggctcggtct cattgctgga ctaattgcc a tcgtcatggt tacaactctt ctttgttgca 1140
tgactagtty ttgcagttgc ctcaagggtg catgctcttg tggttcttgc tgcaagttyt 1200
atgaggatga ctctgagcca gttctcaagg gtgtcaaatt acattacaca taaacgaact 1260
tatggattty tttatgagat ttttactct tggatcaatt actgcacagc cagtaaaaat 1320
tgacaatgct tctcctgcaa gtactgttca tgctacagca acgatacgc tacaagcctc 1380
actcccttcc ggatggcttg ttattggcgt tgcatttctt gctgttttcc agagcgctac 1440
caaaataaatt gcgctcaata aaagatggca gctagccctt tataagggtt tccagttcat 1500
ttgcaattta ctgctgctat ttgttaccat ctattcacat cttttgcttg tcgctgcagg 1560
tatggaggcg caatttttgt acctctatgc cttgatata tttctacaat gcatacaacg 1620
atgtagaatt attatgagat gttggcttyt ttggaagtgc aaatccaaga acccattact 1680
ttatgatgcc aactacttyt tttgctggca cacacataac tatgactact gtataccata 1740
taacagtgtc acagatacaa ttgtcgttac tgaaggtgac ggcatttcaa caccaaaact 1800
caaagaagac taccaaaattg gtggttattc tgaggatagg cactcaggtg ttaaagacta 1860
tgtcgttgta catggctatt tcaccgaagt ttactaccag cttgagtcta cacaaaattc 1920
tacagacact ggtattgaaa atgctacatt cttcatcttt aacaagcttg ttaaagacce 1980
accgaatgtg caaatacaca caatcgacgg ctcttcagga gttgctaata cagcaatgga 2040
tccaatttat gatgagccga cgacgactac tagcgtgcct ttgtaagcac aagaaagtga 2100

```

-continued

gtacgaactt atgtactcat tCGtttcgga agaaacaggt acgttaatag ttaatagcgt	2160
acttcttttt cttgctttcg tggattctt gctagtcaca ctagccatcc ttactgcgct	2220
tcgattgtgt gcgtactgct gcaatattgt taacgtgagt ttagtaaaac caacggttta	2280
cgtctactcg cgtgttaaaa atctgaactc ttctgaagga gttcctgac ttctggctta	2340
aacgaactaa ctattattat tattctgttt ggaactttaa cattgcttat catggcagac	2400
aacggtaacta ttaccggtga ggagcttaaa caactcctgg aacaatggaa cctagtaata	2460
ggtttccat tccctagcctg gattatgta ctacaatttg cctattctaa tcggaacagg	2520
ttttgtaca taataaagct tgttttcctc tggctcttgt ggccagtaac acttgcttgt	2580
tttgctctg ctgctgtcta cagaattaat tgggtgactg gcgggattgc gattgcaatg	2640
gcttgattg taggcttgat gtggcttagc tacttctgtt cttcctcag gctggttgc	2700
cgtaccgcct caatgtggc attcaacca gaaacaaaca ttcttctcaa tgtgcctc	2760
cgggggacaa ttgtgaccag accgctcatg gaaagtgaac ttgtcattgg tgctgtgac	2820
attcgtggc acttgcaat ggccggcac ccctagggc gctgtgacat taaggacctg	2880
ccaaaagaga tcaactgtgc tacatcacga acgcttctt attacaaatt aggagcctg	2940
cagcgtgtag gcaactgatc aggttttgc gcatacaacc gctaccgat tggaaactat	3000
aaattaaata cagaccacgc cggtagcaac gacaatattg ctttgcctagt acagtaagtg	3060
acaacagatg tttcatcttg ttgacttcca ggttacaata gcagagatat tgattatcat	3120
tatgaggact ttcaggattg ctatttggaa tcttgacgtt ataataagtt caatagttag	3180
acaattattt aagcctctaa ctaagaagaa ttattcggag ttagatgatg aagaacctat	3240
ggagttagat tatccataaa acgaacatgg caggtgatcg attaattaag agctcacttt	3300
aattgacttc tttttgctt ttttagcctt tctgctattc cttgttttaa taatgcttat	3360
tatatatttg ttttactcgc aaatccagga tctagaagaa ccttgtaaca aagtctaaac	3420
gaacatgaaa cttctcattg ttttgacttg tatttctcta tgcagttgca tatgcaactg	3480
agtacagcgc tgtgcatcta ataaacctca tgtgcttgaa gatccttga aggtacaaca	3540
ctaggggtaa tacttatagc actgcttggc tttgtgctct aggaaagggt ttacctttc	3600
atagatggca cactatgggt caaacatgca cacctaattg tactatcaac tgtcaagatc	3660
cagctggtag tgctctata gctaggtggt ggtacctca tgaaggcac caaactgctg	3720
catttagaga cgtacttgtt gttttaaata aacgaacaaa ttaaagtgc tgataatgga	3780
ccccaatcaa accaacgtag tgccccccgc attacatttg gtggaccac agattcaact	3840
gacaataacc agaatggagg acgcaatggg gcaaggccaa aacagcgcg accccaaggt	3900
ttaccaata atactgcgct ttggttcaca gctctcactc agcatggcaa ggaggaactt	3960
agattccctc gaggccaggg cgttccaatc aacaccaata gtggtccaga tgaccaaat	4020
ggctactacc gaagagctac ccgacgagt cgtggtggtg acggcaaaat gaaagagctc	4080
agcccagat ggtacttcta ttacctagga actggcccag aagcttcaact tccctacggc	4140
gctaacaag aaggcatcgt atgggttgca actgaggag ccttgaatac acccaagac	4200
caattggca ccgcaatcc taataacaat gctgccaccg tgcatacaact tcccaagga	4260
acaacattgc caaaaggctt ctacgcagag ggaagcagag gcggcagtca agcctcttct	4320
cgtcctcat cacgtagtcg cggtaattca agaaattcaa ctctggcag cagtagggga	4380
aattctcctg ctgcaatggc tagcggagggt ggtgaaactg ccctcgcgct attgctgcta	4440
gacagattga accagcttga gagcaaaagt tctggtaaag gccacaaca acaaggccaa	4500

-continued

```

actgtcacta agaaatctgc tgctgaggca tctaaaaagc ctcccaaaa acgtactgcc 4560
acaaaacagt acaacgtcac tcaagcattt gggagacgtg gtccagaaca aaccaagga 4620
aatttcgggg accaagacct aatcagacaa ggaactgatt acaaacattg gccgcaatt 4680
gcacaatttg ctccaagtgc ctctgcattc tttggaatgt cacgcattgg catggaagtc 4740
acaccttcgg gaacatggct gacttatcat ggagccatta aattggatga caaagatcca 4800
caattcaaag acaacgtcat actgctgaac aagcacattg acgcatacaa aacattccca 4860
ccaacagagc ctaaaaagga caaaaagaaa aagactgatg aagctcagcc tttgccgag 4920
agacaaaaga agcagcccac tgtgactctt cttcctgcgg ctgacatgga tgatttctcc 4980
agacaacttc aaaattccat gagtggagct tctgctgatt caactcaggc ataaacactc 5040
atgatgacca cacaaggcag atgggctatg taaacgtttt cgcaattccg tttacgatac 5100
atagtctact cttgtgcaga atgaattctc gtaactaac agcacaagta ggtttagtta 5160
actttaatct cacatagcaa tctttaatca atgtgtaaca ttagggagga cttgaaagag 5220
ccaccacatt ttcacgcagg ccacgaggag tacgatcgag ggtacagtga ataatgctag 5280
ggagagctgc ctatatggaa gagccctaata gtgtaaaatt aattttagta gtgctatccc 5340
catgtgattt taatagcttc ttaggagaat gacaaaaaaaa aaaaaaaaaa aaaaaaaggg 5400
cgaattctgc agatatccat cacactggcg gccgctcgag catgcatcta 5450

```

```

<210> SEQ ID NO 8
<211> LENGTH: 6150
<212> TYPE: DNA
<213> ORGANISM: Artificial
<220> FEATURE:
<223> OTHER INFORMATION: SARS F X4/gfp substitution
<220> FEATURE:
<221> NAME/KEY: misc_feature
<222> LOCATION: (648)..(648)
<223> OTHER INFORMATION: n is a, c, g, or t
<220> FEATURE:
<221> NAME/KEY: misc_feature
<222> LOCATION: (872)..(872)
<223> OTHER INFORMATION: n is a, c, g, or t

```

```

<400> SEQUENCE: 8

```

```

agtgcccgcg gccgcattgc tgcctacacg gctgctctag ttagtggtac tgccactgct 60
ggatggacat ttggtgctgg cgctgctctt caaatacctt ttgctatgca aatggcatat 120
aggttcaatg gcattggagt tacccaaaat gttctctatg agaacaaaa acaaatcgcc 180
aaccaattta acaaggcgat tagtcaaatt caagaatcac ttacaacaac atcaactgca 240
ttgggcaagc tgcaagacgt tgtaaccag aatgctcaag cattaaacac acttggttaa 300
caacttagct ctaattttgg tgcaatttca agtgtgctaa atgatacctt ttcgcgactt 360
gataaagtcg aggcggagggt acaaattgac aggttaatta caggcagact tcaaagcctt 420
caaacctatg taacacaaca actaatcagg gctgctgaaa tcagggett ctgtaatctt 480
gctgctacta aaatgtctga gtgtgttctt ggacaatcaa aaagagtga cttttgtgga 540
aagggtacc accttatgct cttcccacaa gcagccccgc atggtgttgt cttcctacat 600
gtcactgatg tgccatccca ggagaggaac ttcaccacag cgccagcnat ttgtcatgaa 660
ggcaaagcat acttccctcg tgaagggtgt tttgtgttta atggcacttc ttggtttatt 720
acacagagga acttcttttc tccacaaata attactacag acaatacatt tgtctcagga 780
aattgtgatg tcgttattgg catcattaac aacacagttt atgacacctc gcaacctgag 840
ctcgactcat tcaaagaaga gctggacaag tncctcaaaa atcatacatc accagatggt 900

```

-continued

gatcttggcg acatttcagg cattaacgct tctgtcgtca acattcaaaa agaattgac	960
cgctcaatg aggtcgctaa aaatttaaat gaatcactca ttgacctca agaattgga	1020
aaatgatgagc aatatattaa atggccttgg tatgtttggc tggcttcat tgettgacta	1080
attgccatcg tcatggttac aatcttgctt tgttgcata gaattgttg cagttgctc	1140
aagggtgcat gctcttggg ttcttgcctc aagtttgatg aggatgactc tgagccagtt	1200
ctcaagggtg tcaaattaca ttacacataa acgaacttat ggatttgttt atgagatttt	1260
ttactcttgg atcaattact gcacagccag taaaaattga caatgcttct cctgcaagta	1320
ctgttcacgc tacagcaacg ataccgctac aagcctcact ccctttcgga tggcttgta	1380
ttggcgttgc atttcttgcg gtttttcaga gcgctaccaa aataattgcg ctcaataaaa	1440
gatggcagct agcccttat aagggtctcc agttcatttg caatttactg ctgctatttg	1500
ttaccatcta ttcacatctt ttgcttgcg ctgcaggtat ggaggcgcaa tttttgtacc	1560
tctatgcctt gatataattt ctacaatgca tcaacgcatg tagaattatt atgagatgtt	1620
ggctttgttg gaagtgcaaa tccaagaacc cactacttta tgatgccaac tactttgttt	1680
gctggcacac acataactat gactactgta taccatataa cagtgtcaca gatacaattg	1740
tcgttactga aggtgacggc atttcaacac caaaactcaa agaagactac caaattgggtg	1800
gttattctga ggataggcac tcagggtgta aagactatgt cgttgatcat ggctatttca	1860
ccgaagtta ctaccagctt gactctacac aaattactac agacactggg attgaaaatg	1920
ctacattctt catctttaac aagcttgta aagaccacc gaatgtgcaa atacacacaa	1980
tcgacggctc ttcaggagt gctaataccag caatggatcc aatttatgat gagccgacga	2040
cgactactag cgtgcctttg taagcacaag aaagtgagta cgaacttatg tactcattcg	2100
tttgggaaga aacaggtagc ttaatagta atagcgtact tcttttctt gctttcgtgg	2160
tattcttgcg agtcacacta gccatctta ctgcgcttcg attgtgtgcg tactgctgca	2220
atattgttaa cgtgagttta gtaaaaccaa cggtttactg ctactcgcg gttaaaaatc	2280
tgaactcttc tgaaggagt cctgatcttc tggcttaaac gaactaacta ttattattat	2340
tctgtttgga actttaacat tgcctatcat ggcagacaac ggtactatta ccgttgagga	2400
gcttaacaaa ctctggaac aatggaacct agtaatagg ttcctattcc tagcctggat	2460
tatgttacta caatttgcct atttcaatcg gaacaggttt ttgtacataa taaagcttgt	2520
ttctctctgg ctcttgggc cagtaacact tgcctgtttt gtgcttgcg ctgtctacag	2580
aattaattgg tgactggcg ggattgcgat tgcaatggct tgtattgtag gcttgatgtg	2640
gcttagctac ttcgttgcct cctcaggct gtttgcctcg acccgctcaa tgtggtcatt	2700
caaccagaa acaaacatc ttctcaatg gctctccgg gggacaattg tgaccagacc	2760
gctcatggaa agtgaacttg tcattggtgc tgtgatcatt cgtggctcact tgcgaatggc	2820
cggacacccc ctaggcgct gtgacattaa ggacctgcca aaagagatca ctgtggctac	2880
atcacgaacg ctttcttatt acaaattagg agcgtcgcag cgtgtaggca ctgattcagg	2940
ttttgctgca tacaaccgct accgtattgg aaactataaa ttaaatacag accacgccgg	3000
tagcaacgac aatattgctt tgctagtaca gtaagtgaca acagatgttt catcttgtt	3060
acttccaggt tacaatagca gagatattga ttatcattat gaggacttc aggattgcta	3120
tttggaatct tgacgttata ataagttcaa tagtgagaca attathtaag cctctaacta	3180
agaagaatta ttcggagtta gatgatgaag aacctatgga gttagattat ccataaaacg	3240
acaaattaa aatggtgagc aagggtgag agctgttcac cgggtggtg cccatcctgg	3300

-continued

tcgagctgga	cggcgacgta	aacggccaca	agttcagcgt	gtccggcgag	ggcgagggcg	3360
atgccaccta	cggaagctg	accctgaagt	tcatctgcac	caccggcaag	ctgcccgtgc	3420
cctggcccac	cctcgtgacc	accctgacct	acggcgtgca	gtgcttcagc	cgtaaccccg	3480
accacatgaa	gcagcacgac	ttcttcaagt	cggccatgcc	cgaaggctac	gtccaggagc	3540
gcaccatctt	cttcaaggac	gacggcaact	acaagaccgg	cgccgaggtg	aagtctgagg	3600
gcgacaccct	ggtgaaccgc	atcgagctga	agggcacatga	cttcaaggag	gacggcaaca	3660
tcttggggca	caagctggag	tacaactaca	acagccacaa	cgtctatata	atggccgaca	3720
agcagaagaa	cgcatcaag	gtgaacttca	agatccgcca	caacatcgag	gacggcagcg	3780
tgagctcgc	cgaccactac	cagcagaaca	cccccatcgg	cgacggcccc	gtgctgctgc	3840
ccgacaacca	ctacctgagc	accagtcgg	ccctgagcaa	agacccaac	gagaagcgcg	3900
atcacatggt	cctgctggag	ttcgtgaccg	ccgcccggat	cactctcggc	atggacgagc	3960
tgtaacaagta	attaattaag	agctcacttt	aattgacttc	tatttgtgct	ttttagcctt	4020
tctgctatct	cttgttttaa	taatgcttat	tatatcttgg	ttttcactcg	aatccagga	4080
tctagaagaa	ccttgtacca	aagtctaac	gaacatgaaa	cttctcattg	ttttgacttg	4140
tatttctcta	tgagcttga	tatgactgt	agtacagcgc	tgtgatctta	ataaacctca	4200
tgtgcttgaa	gatccttga	aggtacaaca	ctaggggtaa	tacttatagc	actgcttggc	4260
tttgtgctct	aggaaaggtt	ttaccttttc	atagatggca	cactatggtt	caaacatgca	4320
caactaatgt	tactatcaac	tgtcaagatc	cagctggtgg	tgcgcttata	gctaggtggt	4380
ggtaccttca	tgaaggtcac	caaactgctg	catttagaga	cgtacttgtt	gttttaata	4440
aacgaacaaa	ttaaatgtc	tgataatgga	ccccaatcaa	accaacgtag	tgccccccgc	4500
attacatttg	gtggaccac	agattcaact	gacaataacc	agaatggagg	acgcaatggg	4560
gcaaggccaa	aacagcgcg	acccaaggt	ttaccaata	atactgcgtc	ttggttcaca	4620
gctctcactc	agcatggcaa	ggaggaactt	agattccctc	gaggccaggg	cgttccaatc	4680
aacaccaata	gtggtccaga	tgaccaaatt	ggctactacc	gaagagctac	ccgacgagtt	4740
cgtggtggtg	acggcaaaat	gaaagagctc	agccccagat	ggtacttcta	ttacctagga	4800
actggccccag	aagcttcact	tccctacggc	gctaacaag	aaggcatcgt	atgggttgca	4860
actgagggag	ccttgaatac	acccaagac	cacattggca	cccgaatcc	taataacaat	4920
gctgccaccg	tgctacaact	tcctcaagga	acaacattgc	caaaaggctt	ctacgcagag	4980
ggaagcagag	ggcgcagtca	agcctcttct	cgctcctcat	cacgtagtgc	cggtaatcca	5040
agaaattcaa	ctcctggcag	cagtagggga	aattctctg	ctcgaatggc	tagcggaggt	5100
ggtgaaactg	ccctcgcgct	attgtgctta	gacagattga	accagcttga	gagcaaatgt	5160
tctggtaaag	gccaacaaca	acaaggccaa	actgtcacta	agaaatctgc	tgctgaggca	5220
tctaaaaagc	ctgcacaaaa	acgtactgcc	acaaaacagt	acaacgtcac	tcaagcattt	5280
gggagacgtg	gtccagaaca	aacccaagga	aatttcgggg	accaagaact	aatcagacaa	5340
ggaactgatt	acaaacattg	gcccgaattt	gcacaatttg	ctccaagtgc	ctctgcattc	5400
tttggaatgt	cacgcattgg	catggaagtc	acaccttcgg	gaacatggct	gacttatcat	5460
ggagccatta	aattggatga	caaagatcca	caattcaaag	acaacgtcat	actgctgaac	5520
aagcacattg	acgcatacaa	aacattccca	ccaacagagc	ctaaaaagga	caaaaagaaa	5580
aagactgatg	aagctcagcc	tttgccgcag	agacaaaaga	agcagccac	tgtgactctt	5640
cttctcgcgg	ctgacatgga	tgatttctcc	agacaacttc	aaaattccat	gagtggagct	5700

-continued

```

tctgctgatt caactcagcg ataaacactc atgatgacca cacaaggcag atgggctatg 5760
taaacgtttt cgcaattccg tttacgatac atagtctact cttgtgcaga atgaattctc 5820
gtaactaaac agcacaagta ggtttagtta actttaatct cacatagcaa tctttaatca 5880
atgtgtaaca ttagggagga cttgaaagag ccaccacatt ttcacgagg ccacgaggag 5940
tacgatcgag ggtacagtga ataatgctag ggagagctgc ctatatgaa gagcccta 6000
gtgtaaaatt aattttagta gtgctatccc catgtgattt taatagcttc ttaggagaat 6060
gacaaaaaaaa aaaaaaaaa aaaaaaggg cgaattctgc agatatccat cacactggcg 6120
gccgctcgag catgcatcta gagggcccaa 6150

```

```

<210> SEQ ID NO 9
<211> LENGTH: 6370
<212> TYPE: DNA
<213> ORGANISM: Artificial
<220> FEATURE:
<223> OTHER INFORMATION: SARS F X4/luciferase substitution

```

```

<400> SEQUENCE: 9

```

```

tcgagtgcc gggccgcat tgctgctac acggctgctc tagttagtgg tactgccact 60
gctggatgga ctttggctc tggcgctgct cttcaaatac cttttgctat gcaaatggca 120
tataggttca atggcattgg agttaccaca aatgttctct atgagaacca aaaacaaatc 180
gccaaaccaat ttaacaagc gattagtcaa attcaagaat cacttacaac aacatcaact 240
gcattgggca agctgcaaga cgttgtaaac cagaatgctc aagcattaaa cacacttgtt 300
aaacaactta gctctaattt tgggtcaatt tcaagtgtgc taaatgatat cctttcgcca 360
cttgataaag tcgagggcga ggtacaaatt gacagggtta ttacaggcag acttcaaagc 420
cttcaaacct atgtaacaca acaactaatc agggctgctg aaatcagggc tctgctaata 480
cttgctgcta ctaaatgtc tgagtgtggt cttggacaat caaaaagagt tgacttttgt 540
ggaaagggct accaccttat gtccttccca caagcagccc cgcattggtg tgtcttecta 600
catgtcacgt atgtgccac ccaggagagg aacttcacca cagcgcagc aatttgtcat 660
gaaggcaaa catacttccc tcgtgaagg gtttttgtgt ttaatggcac ttcttggttt 720
attacacaga ggaacttctt ttctccaca ataattacta cagacaatac atttgtctca 780
ggaaattgtg atgtcgttat tggcatcatt aacaacacag tttatgatcc tctgcaacct 840
gagctcgact cattcaaaga agagctggac aagtacttca aaaatcatac atcaccagat 900
gttgatcttg gcgacatttc aggcattaac gcttctgtcg tcaacattca aaaagaaatt 960
gaccgcctca atgaggtgca taaaaattt aatgaatcac tcattgaact tcaagaattg 1020
ggaaatatg agcaatatat taaatggcct tggatgttt ggctcggtt cattgtgga 1080
ctaattgcca tcgtcatggt tacaactctg ctttgttgca tgactagtgt ttgcagttgc 1140
ctcaagggtg catgctcttg tggttcttgc tgcaagttg atgaggatga ctctgagcca 1200
gttctcaagg gtgtcaaat acattacaca taaacgaact tatggatttg tttatgagat 1260
ttttactct tggatcaatt actgcacagc cagtaaaaat tgacaatgct tctcctgcaa 1320
gtactgttca tgctacagca acgataccgc tacaagctc actcccttc ggatggcttg 1380
ttattggcgt tgcaattctt gctgttttc agagcgtac caaataatt gcgctcaata 1440
aaagatggca gctagccctt tataagggct tccagttcat ttgcaattta ctgctgctat 1500
ttgttaecat ctattacat cttttgcttg tcgctgcagg tatggaggcg caatttttgt 1560
acctctatgc cttgatatat tttctacaat goatcaacgc atgtagaatt attatgagat 1620

```

-continued

gttgctttg ttggaagtgc aaatccaaga acccattact ttatgatgcc aactactttg	1680
tttgctggca cacacataac tatgactact gtataccata taacagtgtc acagatacaa	1740
ttgtcgttac tgaaggtgac ggcatttcaa caccaaaact caaagaagac taccaaattg	1800
gtggttatc tgaggatagg cactcaggtg ttaaagacta tgtcgttga catggctatt	1860
tcaccgaagt ttactaccag cttgagtcta cacaaattac tacagacact ggtattgaaa	1920
atgctacatt cttcatcttt aacaagcttg ttaaagacct accgaatgtg caaatacaca	1980
caatcgacgg ctcttcagga gttgctaac cagcaatgga tccaatttat gatgagccga	2040
cgacgactac tagcgtgcct ttgtaagcac aagaaagtga gtacgaactt atgtactcat	2100
tcgtttcgga agaaacaggt acgttaatag ttaatagegt acttcttttt cttgctttcg	2160
tggtattctt gctagtca ca tagccatcc ttactgcgct tcgatttgtt gcgtactgct	2220
gcaatattgt taacgtgagt ttagtaaac caacggttta cgtctactcg cgtgttaaaa	2280
atctgaactc ttctgaagga gttcctgac ttctggctca aacgaactaa ctattattat	2340
tattctgttt ggaactttaa cattgcttat catggcagac aacggtaacta ttaccgttga	2400
ggagctaaa caactcctgg aacaatggaa cctagtaata ggtttcctat tcctagcctg	2460
gattatgtta ctacaatttg cctattctaa tcggaacagg tttttgtaca taataaagct	2520
tgttttcctc tggtccttgt ggccagtaac acttgcttgt tttgtgcttg ctgctgtcta	2580
cagaattaat tgggtgactg gcgggattgc gattgcaatg gcttgattg taggctgat	2640
gtggcttagc tacttcgttg cttccttcag gctgtttgct cgtaccgct caatgtggtc	2700
attcaacca gaaacaaca ttctctcaa tgtgcctctc cgggggacaa ttgtgaccag	2760
accgctcatg gaaagtgaac ttgtcattgg tgctgtgatc atcgtggtc acttgccaat	2820
ggcggacac cccctagggc gctgtgacat taaggacctg ccaaaagaga tcactgtggc	2880
tacatcacga acgctttctt attacaaatt aggagcgtcg cagcgtgtag gcaactgattc	2940
aggttttgct gcatacaacc gctacogtat tggaaactat aaattaata cagaccacgc	3000
cggtagcaac gacaatattg ctttgctagt acagtaagtg acaacagatg tttcatcttg	3060
ttgacttcca ggttacaata gcagagatat tgattatcat tatgaggact ttcaggattg	3120
ctatttgga tcttgacgtt ataataagtt caatagttag acaattattt aagcctctaa	3180
ctaagaagaa ttattcggag ttagatgatg aagaacctat ggagttagat tatccataaa	3240
acgaacaaat taaaatggct tccaaggtgt acgaccccg gcaacgcaa cgcgatgatca	3300
ctgggcctca gtgggtggct cgctgcaagc aaatgaacgt gctggactcc ttcacaaact	3360
actatgattc cgagaagcac gccgagaacg ccgtgatttt tctgcatggg aacgctgcct	3420
ccagctacct gtggaggcac gtcgtgctc acatcgagcc cgtggctaga tgcacatcc	3480
ctgatctgat cggaatgggt aagtcogca agagcgggaa tggctcatat cgcctcctgg	3540
atcactacaa gtacctcacc gcttggttcg agctgctgaa ccttccaaag aaaatcatct	3600
ttgtgggcca cgactggggg gcttgtctgg cctttcacta ctctacgag caccaagaca	3660
agatcaaggc catcgtccat gctgagagtg tcgtggacgt gatcgagtcc tgggacgagt	3720
ggcctgacat cgaggaggat atcgccctga tcaagagcga agagggcgag aaaatgggc	3780
ttgagaataa cttctctgct gagaccatgc tccaagcaa gatcatcggg aaactggagc	3840
ctgaggagtt cgctgcctac ctggagccat tcaaggagaa gggcgagggt agacggccta	3900
ccctctcctg gcctcggag atccctctcg ttaagggagg caagcccgc gtcgtccaga	3960
ttgtccgcaa ctacaacgcc taccttcggg ccagcgacga tctgcctaag atgttcatcg	4020

-continued

agtcgaccc tgggttcttt tccaacgcta ttgtcgaggg agctaagaag ttcocaaaca	4080
ccgagttcgt gaaggtgaag ggcctccact tcagccagga ggacgctcca gatgaaatgg	4140
gtaagtacat caagagcttc gtggagcgcg tgctgaagaa cgagcagtaa ttaattaaga	4200
gctcacttta attgacttct atttgtgctt tttagccttt ctgctattcc ttgttttaat	4260
aatgcttatt atatthttggt tttcactcga aatccaggat ctagaagaac cttgtaccaa	4320
agtctaaaacg aacatgaaac ttctcattgt tttgacttgt atttctctat gcagttgcat	4380
atgcactgta gtacagcgct gtgcatctaa taaacctcat gtgcttgaag atccttgtaa	4440
ggtacaacac taggggtaat acttatagca ctgcttggtc ttgtgctcta ggaagggtt	4500
taccttttca tagatggcac actatggctc aaacatgcac acctaagtgt actatcaact	4560
gtcaagatcc agctggtggt gcgcttatag ctagggtgtg gtaccttcat gaaggtcacc	4620
aaactgctgc atttagagac gtacttgttg ttttaataa acgaacaaat taaaatgtct	4680
gataatggac cccaatcaaa ccaacgtagt gccccccgca ttacatttgg tggaccaca	4740
gattcaactg acaataacca gaatggagga cgcaatgggg caaggccaaa acagcgccga	4800
ccccaaggtt taccacaata tactgctctc tgggtcacag ctctcactca gcatggcaag	4860
gaggaactta gattccctcg aggccagggc gttccaatca acaccaatag tggccagat	4920
gaccaaattg gctactaccg aagagctacc cgacgagttc gtggtggtga cggcaaaatg	4980
aaagagctca gccccagatg gtacttctat tacctaggaa ctggcccaga agcttcactt	5040
ccctacggcg ctaacaaaga aggcacgta tgggttgcaa ctgagggagc cttgaataca	5100
cccaaagacc acattggcac ccgcaatcct aataacaatg ctgccaccgt gctacaactt	5160
cctcaaggaa caacattgcc aaaaggcttc tacgcagagg gaagcagagg cggcagtcaa	5220
gcctcttctc gctcctcctc acgtagctgc ggtaattcaa gaaattcaac tctggcagc	5280
agtaggggaa atttctctgc tcgaaatggt agcggaggtg gtgaaactgc cctcgcgcta	5340
ttgctgctag acagattgaa ccagcttgag agcaaagttt ctggtaaagg ccaacaacaa	5400
caaggccaaa ctgtcactaa gaaatctgct gctgaggcat ctaaaaagcc tcgccaaaaa	5460
cgtagctgca caaaacagta caacgtcact caagcatttg ggagacgtgg tccagaacaa	5520
acccaaggaa atttcgggga ccaagaccta atcagacaag gaactgatta caaacattgg	5580
ccgcaaatg cacaatttgc tccaagtgc tctgcattct ttggaatgc acgcattggc	5640
atggaagtca caccttcggg aacatggctg acttatcatg gagccattaa attggatgac	5700
aaagatccac aattcaaaga caacgtcata ctgctgaaca agcacattga cgatacaaaa	5760
acattccccc caacagagcc taaaaggac aaaaagaaaa agactgatga agctcagcct	5820
ttgocgcaga gacaaaagaa gcagcccact gtgactcttc ttctgctggc tgacatggat	5880
gatttctcca gacaacttca aaattccatg agtggagctt ctgctgattc aactcaggca	5940
taaaactca tgatgaccac acaaggcaga tgggctatgt aaacgttttc gcaattccgt	6000
ttacgatata tagtctactc ttgtgcagaa tgaattctcg taactaaaca gcacaagtag	6060
gtttagttaa ctttaatctc acatagcaat ctttaatcaa tgtgtaacat tagggaggac	6120
ttgaaagagc caccacattt tcatcgaggc cacgcgaggt acgatcgagg gtacagtga	6180
taatgctagg gagagctgcc tatatggaag agccctaag tgtaaaatta attttagtag	6240
tgctatcccc atgtgattht aatagcttct taggagaatg acaaaaaaaaa aaaaaaaaaa	6300
aaaaaaaaagggc gaattctgca gatatcctc acactggcgg ccgctcgagc atgcatctag	6360
agggcccaat	6370

-continued

<210> SEQ ID NO 10
<211> LENGTH: 11
<212> TYPE: DNA
<213> ORGANISM: SARS coronavirus

<400> SEQUENCE: 10

gccataatgg c 11

<210> SEQ ID NO 11
<211> LENGTH: 11
<212> TYPE: DNA
<213> ORGANISM: SARS coronavirus

<400> SEQUENCE: 11

gccagcgtgg c 11

<210> SEQ ID NO 12
<211> LENGTH: 11
<212> TYPE: DNA
<213> ORGANISM: SARS coronavirus

<400> SEQUENCE: 12

gccccaaagagg c 11

<210> SEQ ID NO 13
<211> LENGTH: 11
<212> TYPE: DNA
<213> ORGANISM: SARS coronavirus

<400> SEQUENCE: 13

gcctctctgg c 11

<210> SEQ ID NO 14
<211> LENGTH: 11
<212> TYPE: DNA
<213> ORGANISM: SARS coronavirus

<400> SEQUENCE: 14

gcctacacgg c 11

<210> SEQ ID NO 15
<211> LENGTH: 15
<212> TYPE: DNA
<213> ORGANISM: SARS coronavirus

<400> SEQUENCE: 15

ttggcgttgc aggtg 15

<210> SEQ ID NO 16
<211> LENGTH: 15
<212> TYPE: DNA
<213> ORGANISM: SARS coronavirus

<400> SEQUENCE: 16

cacctgcggtt attgg 15

<210> SEQ ID NO 17
<211> LENGTH: 15
<212> TYPE: DNA
<213> ORGANISM: SARS coronavirus

<400> SEQUENCE: 17

atgaaaatgc aggtg 15

-continued

<210> SEQ ID NO 18
 <211> LENGTH: 15
 <212> TYPE: DNA
 <213> ORGANISM: SARS coronavirus

 <400> SEQUENCE: 18

 cacctgcgaa catga 15

<210> SEQ ID NO 19
 <211> LENGTH: 15
 <212> TYPE: DNA
 <213> ORGANISM: SARS coronavirus

 <400> SEQUENCE: 19

 gacgagttgc aggtg 15

<210> SEQ ID NO 20
 <211> LENGTH: 15
 <212> TYPE: DNA
 <213> ORGANISM: SARS coronavirus

 <400> SEQUENCE: 20

 cacctgcacc cgacg 15

<210> SEQ ID NO 21
 <211> LENGTH: 15
 <212> TYPE: DNA
 <213> ORGANISM: Artificial
 <220> FEATURE:
 <223> OTHER INFORMATION: AarI restriction site
 <220> FEATURE:
 <221> NAME/KEY: misc_feature
 <222> LOCATION: (8)..(15)
 <223> OTHER INFORMATION: n is a, c, g, or t

 <400> SEQUENCE: 21

 cacctgennn nnnnn 15

<210> SEQ ID NO 22
 <211> LENGTH: 45
 <212> TYPE: DNA
 <213> ORGANISM: Artificial
 <220> FEATURE:
 <223> OTHER INFORMATION: Synthetic oligonucleotide primer

 <400> SEQUENCE: 22

 tactaatacg actcactata gatattaggt ttttacctac ccagg 45

<210> SEQ ID NO 23
 <211> LENGTH: 20
 <212> TYPE: DNA
 <213> ORGANISM: Artificial
 <220> FEATURE:
 <223> OTHER INFORMATION: Synthetic oligonucleotide primer

 <400> SEQUENCE: 23

 acaccatagt caacgatgcc 20

<210> SEQ ID NO 24
 <211> LENGTH: 23
 <212> TYPE: DNA
 <213> ORGANISM: Artificial
 <220> FEATURE:
 <223> OTHER INFORMATION: Synthetic oligonucleotide primer

-continued

<400> SEQUENCE: 24
gcctatatgc atggatgta gat 23

<210> SEQ ID NO 25
<211> LENGTH: 23
<212> TYPE: DNA
<213> ORGANISM: Artificial
<220> FEATURE:
<223> OTHER INFORMATION: Synthetic oligonucleotide primer

<400> SEQUENCE: 25
tgaaccgccca cgctggctaa acc 23

<210> SEQ ID NO 26
<211> LENGTH: 21
<212> TYPE: DNA
<213> ORGANISM: Artificial
<220> FEATURE:
<223> OTHER INFORMATION: Synthetic oligonucleotide primer

<400> SEQUENCE: 26
agccagcgtg gcggttcata c 21

<210> SEQ ID NO 27
<211> LENGTH: 24
<212> TYPE: DNA
<213> ORGANISM: Artificial
<220> FEATURE:
<223> OTHER INFORMATION: Synthetic oligonucleotide primer

<400> SEQUENCE: 27
aggcctcttg ggcagtggca taag 24

<210> SEQ ID NO 28
<211> LENGTH: 22
<212> TYPE: DNA
<213> ORGANISM: Artificial
<220> FEATURE:
<223> OTHER INFORMATION: Synthetic oligonucleotide primer

<400> SEQUENCE: 28
actgcccaag atgcctatga gc 22

<210> SEQ ID NO 29
<211> LENGTH: 26
<212> TYPE: DNA
<213> ORGANISM: Artificial
<220> FEATURE:
<223> OTHER INFORMATION: Synthetic oligonucleotide primer

<400> SEQUENCE: 29
cagccaggag ggcagacttc acaacc 26

<210> SEQ ID NO 30
<211> LENGTH: 29
<212> TYPE: DNA
<213> ORGANISM: Artificial
<220> FEATURE:
<223> OTHER INFORMATION: Synthetic oligonucleotide primer

<400> SEQUENCE: 30
gtctgcctc ctggctgata agtttcag 29

-continued

<210> SEQ ID NO 31
 <211> LENGTH: 22
 <212> TYPE: DNA
 <213> ORGANISM: Artificial
 <220> FEATURE:
 <223> OTHER INFORMATION: Synthetic oligonucleotide primer

 <400> SEQUENCE: 31

 gagcagccgt gtaggcagca at 22

<210> SEQ ID NO 32
 <211> LENGTH: 22
 <212> TYPE: DNA
 <213> ORGANISM: Artificial
 <220> FEATURE:
 <223> OTHER INFORMATION: Synthetic oligonucleotide primer

 <400> SEQUENCE: 32

 attgctgcct acacggctgc tc 22

<210> SEQ ID NO 33
 <211> LENGTH: 39
 <212> TYPE: DNA
 <213> ORGANISM: Artificial
 <220> FEATURE:
 <223> OTHER INFORMATION: Synthetic oligonucleotide primer

 <400> SEQUENCE: 33

 tttttttttt tttttttttt tgtcattctc ctaagaagc 39

<210> SEQ ID NO 34
 <211> LENGTH: 56
 <212> TYPE: DNA
 <213> ORGANISM: Artificial
 <220> FEATURE:
 <223> OTHER INFORMATION: Synthetic oligonucleotide primer
 <220> FEATURE:
 <221> NAME/KEY: misc_feature
 <222> LOCATION: (1)..(2)
 <223> OTHER INFORMATION: n is a, c, g, or t

 <400> SEQUENCE: 34

 nnggcctcga tggccattta ggtgacacta tagatgtctg ataatggacc ccaatc 56

<210> SEQ ID NO 35
 <211> LENGTH: 50
 <212> TYPE: DNA
 <213> ORGANISM: Artificial
 <220> FEATURE:
 <223> OTHER INFORMATION: Synthetic oligonucleotide primer
 <220> FEATURE:
 <221> NAME/KEY: misc_feature
 <222> LOCATION: (1)..(3)
 <223> OTHER INFORMATION: n is a, c, g, or t

 <400> SEQUENCE: 35

 nnnttttttt tttttttttt ttttttttta tgcctgagtt gaatcagcag 50

<210> SEQ ID NO 36
 <211> LENGTH: 39
 <212> TYPE: DNA
 <213> ORGANISM: Artificial
 <220> FEATURE:
 <223> OTHER INFORMATION: Synthetic oligonucleotide primer

 <400> SEQUENCE: 36

 tttttttttt tttttttttt tgtcattctc ctaagaagc 39

-continued

```

<210> SEQ ID NO 37
<211> LENGTH: 20
<212> TYPE: DNA
<213> ORGANISM: Artificial
<220> FEATURE:
<223> OTHER INFORMATION: Synthetic oligonucleotide primer

<400> SEQUENCE: 37

aaagccaacc aacctcgatc                20

<210> SEQ ID NO 38
<211> LENGTH: 11
<212> TYPE: DNA
<213> ORGANISM: Artificial
<220> FEATURE:
<223> OTHER INFORMATION: BglI recognition sequence
<220> FEATURE:
<221> NAME/KEY: misc_feature
<222> LOCATION: (4)..(8)
<223> OTHER INFORMATION: n is a, c, g, or t

<400> SEQUENCE: 38

gccnnnnngg c                          11

<210> SEQ ID NO 39
<211> LENGTH: 15
<212> TYPE: DNA
<213> ORGANISM: Artificial
<220> FEATURE:
<223> OTHER INFORMATION: AarI recognition sequence
<220> FEATURE:
<221> NAME/KEY: misc_feature
<222> LOCATION: (8)..(15)
<223> OTHER INFORMATION: n is a, c, g, or t

<400> SEQUENCE: 39

cacctgcnnn nnnnn                      15

<210> SEQ ID NO 40
<211> LENGTH: 13
<212> TYPE: DNA
<213> ORGANISM: SARS coronavirus

<400> SEQUENCE: 40

cagtgtcaca gat                         13

<210> SEQ ID NO 41
<211> LENGTH: 13
<212> TYPE: DNA
<213> ORGANISM: Artificial
<220> FEATURE:
<223> OTHER INFORMATION: Mutant ORF3b premature stop stop sequence

<400> SEQUENCE: 41

cagtgtagaca gat                        13

<210> SEQ ID NO 42
<211> LENGTH: 27
<212> TYPE: DNA
<213> ORGANISM: Artificial
<220> FEATURE:
<223> OTHER INFORMATION: Synthetic oligonucleotide primer

<400> SEQUENCE: 42

gctgtgacat taaggacctg ccaaaag        27

```

-continued

<210> SEQ ID NO 43
<211> LENGTH: 42
<212> TYPE: DNA
<213> ORGANISM: Artificial
<220> FEATURE:
<223> OTHER INFORMATION: Synthetic oligonucleotide primer

<400> SEQUENCE: 43

aggtgcacct gcagccattt taatttatcc ggtttatgga ta 42

<210> SEQ ID NO 44
<211> LENGTH: 42
<212> TYPE: DNA
<213> ORGANISM: Artificial
<220> FEATURE:
<223> OTHER INFORMATION: Synthetic oligonucleotide primer

<400> SEQUENCE: 44

aggtgcacct gcagccattt taatttatcc gttttatgga ta 42

<210> SEQ ID NO 45
<211> LENGTH: 27
<212> TYPE: DNA
<213> ORGANISM: Artificial
<220> FEATURE:
<223> OTHER INFORMATION: Synthetic oligonucleotide primer

<400> SEQUENCE: 45

ggtgcacctg caataaatg gcttcca 27

<210> SEQ ID NO 46
<211> LENGTH: 30
<212> TYPE: DNA
<213> ORGANISM: Artificial
<220> FEATURE:
<223> OTHER INFORMATION: Synthetic oligonucleotide primer

<400> SEQUENCE: 46

taaagtgagc tcttaattaa ttactgctcg 30

<210> SEQ ID NO 47
<211> LENGTH: 17
<212> TYPE: DNA
<213> ORGANISM: Artificial
<220> FEATURE:
<223> OTHER INFORMATION: Synthetic oligonucleotide primer

<400> SEQUENCE: 47

caggaaacag ctatgac 17

<210> SEQ ID NO 48
<211> LENGTH: 31
<212> TYPE: DNA
<213> ORGANISM: Artificial
<220> FEATURE:
<223> OTHER INFORMATION: Synthetic oligonucleotide primer

<400> SEQUENCE: 48

aaaatccggt tagagaacag atctacaaga g 31

<210> SEQ ID NO 49
<211> LENGTH: 31
<212> TYPE: DNA
<213> ORGANISM: Artificial
<220> FEATURE:
<223> OTHER INFORMATION: Synthetic oligonucleotide primer

-continued

<400> SEQUENCE: 49
ctaaccggat tttaaaatct gtgtagctgt c 31

<210> SEQ ID NO 50
<211> LENGTH: 21
<212> TYPE: DNA
<213> ORGANISM: Artificial
<220> FEATURE:
<223> OTHER INFORMATION: Synthetic oligonucleotide primer

<400> SEQUENCE: 50
atagggtgt tcaagctggg g 21

<210> SEQ ID NO 51
<211> LENGTH: 20
<212> TYPE: DNA
<213> ORGANISM: Artificial
<220> FEATURE:
<223> OTHER INFORMATION: Synthetic oligonucleotide primer

<400> SEQUENCE: 51
tgctggctct gataaaggag 20

<210> SEQ ID NO 52
<211> LENGTH: 43
<212> TYPE: DNA
<213> ORGANISM: Artificial
<220> FEATURE:
<223> OTHER INFORMATION: Synthetic oligonucleotide primer
<220> FEATURE:
<221> NAME/KEY: misc_feature
<222> LOCATION: (1)..(3)
<223> OTHER INFORMATION: n is a, c, g, or t

<400> SEQUENCE: 52
nnncacctgc acatatccgg ttagttgtta acaagaatat cac 43

<210> SEQ ID NO 53
<211> LENGTH: 48
<212> TYPE: DNA
<213> ORGANISM: Artificial
<220> FEATURE:
<223> OTHER INFORMATION: Synthetic oligonucleotide primer
<220> FEATURE:
<221> NAME/KEY: misc_feature
<222> LOCATION: (1)..(3)
<223> OTHER INFORMATION: n is a, c, g, or t

<400> SEQUENCE: 53
nnncacctgc aaccggatat gtttattttc ttattatttc ttactctc 48

<210> SEQ ID NO 54
<211> LENGTH: 21
<212> TYPE: DNA
<213> ORGANISM: Artificial
<220> FEATURE:
<223> OTHER INFORMATION: Synthetic oligonucleotide primer

<400> SEQUENCE: 54
catcaagcga aaaggcatca g 21

<210> SEQ ID NO 55
<211> LENGTH: 20
<212> TYPE: DNA
<213> ORGANISM: Artificial
<220> FEATURE:
<223> OTHER INFORMATION: Synthetic oligonucleotide primer

-continued

<400> SEQUENCE: 55
 tgatcctctg caacctgagc 20

<210> SEQ ID NO 56
 <211> LENGTH: 40
 <212> TYPE: DNA
 <213> ORGANISM: Artificial
 <220> FEATURE:
 <223> OTHER INFORMATION: Synthetic oligonucleotide primer
 <220> FEATURE:
 <221> NAME/KEY: misc_feature
 <222> LOCATION: (1)..(3)
 <223> OTHER INFORMATION: n is a, c, g, or t

<400> SEQUENCE: 56
 nmncacctgc ataaatccgg actcactttc ttgtgcttac 40

<210> SEQ ID NO 57
 <211> LENGTH: 39
 <212> TYPE: DNA
 <213> ORGANISM: Artificial
 <220> FEATURE:
 <223> OTHER INFORMATION: Synthetic oligonucleotide primer
 <220> FEATURE:
 <221> NAME/KEY: misc_feature
 <222> LOCATION: (1)..(3)
 <223> OTHER INFORMATION: n is a, c, g, or t

<400> SEQUENCE: 57
 nmncacctgc gtccggattt atgtactcat tcgtttcgg 39

<210> SEQ ID NO 58
 <211> LENGTH: 45
 <212> TYPE: DNA
 <213> ORGANISM: Artificial
 <220> FEATURE:
 <223> OTHER INFORMATION: Synthetic oligonucleotide primer
 <220> FEATURE:
 <221> NAME/KEY: misc_feature
 <222> LOCATION: (1)..(3)
 <223> OTHER INFORMATION: n is a, c, g, or t

<400> SEQUENCE: 58
 nmncacctgc aatagttaat ccggttagac cagaagatca ggaac 45

<210> SEQ ID NO 59
 <211> LENGTH: 39
 <212> TYPE: DNA
 <213> ORGANISM: Artificial
 <220> FEATURE:
 <223> OTHER INFORMATION: Synthetic oligonucleotide primer
 <220> FEATURE:
 <221> NAME/KEY: misc_feature
 <222> LOCATION: (1)..(3)
 <223> OTHER INFORMATION: n is a, c, g, or t

<400> SEQUENCE: 59
 nmncacctgc ggattaacta ttattattat tctgtttg 39

<210> SEQ ID NO 60
 <211> LENGTH: 21
 <212> TYPE: DNA
 <213> ORGANISM: Artificial
 <220> FEATURE:
 <223> OTHER INFORMATION: Synthetic oligonucleotide primer

<400> SEQUENCE: 60
 taccaacacc tagctataag c 21

-continued

```

<210> SEQ ID NO 61
<211> LENGTH: 63
<212> TYPE: DNA
<213> ORGANISM: Artificial
<220> FEATURE:
<223> OTHER INFORMATION: Synthetic oligonucleotide primer

<400> SEQUENCE: 61

gctgcattta gagacgtact tgttgtttta aataaccgga taaattaa tgtctgataa   60
tgg                                                                    63

<210> SEQ ID NO 62
<211> LENGTH: 31
<212> TYPE: DNA
<213> ORGANISM: Artificial
<220> FEATURE:
<223> OTHER INFORMATION: Synthetic oligonucleotide primer

<400> SEQUENCE: 62

ttaattaatt atgcctgagt tgaatcagca g                                   31

<210> SEQ ID NO 63
<211> LENGTH: 29
<212> TYPE: DNA
<213> ORGANISM: Artificial
<220> FEATURE:
<223> OTHER INFORMATION: Synthetic oligonucleotide primer

<400> SEQUENCE: 63

cgtctcatgt gtaatgtaat ttgacaccc                                     29

<210> SEQ ID NO 64
<211> LENGTH: 48
<212> TYPE: DNA
<213> ORGANISM: Artificial
<220> FEATURE:
<223> OTHER INFORMATION: Synthetic oligonucleotide primer

<400> SEQUENCE: 64

cgtctcacac ataaccggat ttatggattt gtttatgaga ttttttac           48

<210> SEQ ID NO 65
<211> LENGTH: 20
<212> TYPE: DNA
<213> ORGANISM: Artificial
<220> FEATURE:
<223> OTHER INFORMATION: Synthetic oligonucleotide primer

<400> SEQUENCE: 65

gtgcttgctg ttgtctacag                                             20

<210> SEQ ID NO 66
<211> LENGTH: 33
<212> TYPE: DNA
<213> ORGANISM: Artificial
<220> FEATURE:
<223> OTHER INFORMATION: Synthetic oligonucleotide primer

<400> SEQUENCE: 66

cgtctcgcgc cgggatgtag ccacagtgat etc                               33

<210> SEQ ID NO 67
<211> LENGTH: 34
<212> TYPE: DNA
<213> ORGANISM: Artificial

```

-continued

```

<220> FEATURE:
<223> OTHER INFORMATION: Synthetic oligonucleotide primer

<400> SEQUENCE: 67

cgtctccgga cgctttctta ttacaaatta ggag                               34

<210> SEQ ID NO 68
<211> LENGTH: 40
<212> TYPE: DNA
<213> ORGANISM: Artificial
<220> FEATURE:
<223> OTHER INFORMATION: Synthetic oligonucleotide primer

<400> SEQUENCE: 68

cgtctctcat atccggttta tggataatct aactccatag                          40

<210> SEQ ID NO 69
<211> LENGTH: 31
<212> TYPE: DNA
<213> ORGANISM: Artificial
<220> FEATURE:
<223> OTHER INFORMATION: Synthetic oligonucleotide primer

<400> SEQUENCE: 69

cgtctcatat gaaaattatt ctcttctga c                                    31

<210> SEQ ID NO 70
<211> LENGTH: 22
<212> TYPE: DNA
<213> ORGANISM: Artificial
<220> FEATURE:
<223> OTHER INFORMATION: Synthetic oligonucleotide primer

<400> SEQUENCE: 70

ggactttcag gattgctatt tg                                             22

<210> SEQ ID NO 71
<211> LENGTH: 33
<212> TYPE: DNA
<213> ORGANISM: Artificial
<220> FEATURE:
<223> OTHER INFORMATION: Synthetic oligonucleotide primer

<400> SEQUENCE: 71

cgtctcatcc ggtagactt tggtagaagg ttc                                  33

<210> SEQ ID NO 72
<211> LENGTH: 35
<212> TYPE: DNA
<213> ORGANISM: Artificial
<220> FEATURE:
<223> OTHER INFORMATION: Synthetic oligonucleotide primer

<400> SEQUENCE: 72

cgtctcccg ataatgaaact tctcattggt ttgac                               35

<210> SEQ ID NO 73
<211> LENGTH: 39
<212> TYPE: DNA
<213> ORGANISM: Artificial
<220> FEATURE:
<223> OTHER INFORMATION: Synthetic oligonucleotide primer
<220> FEATURE:
<221> NAME/KEY: misc_feature
<222> LOCATION: (1)..(3)
<223> OTHER INFORMATION: n is a, c, g, or t

```

-continued

<400> SEQUENCE: 73

nnnttaatta attaatattgt tcgtttattt aaaacaaca 39

<210> SEQ ID NO 74
 <211> LENGTH: 56
 <212> TYPE: DNA
 <213> ORGANISM: Artificial
 <220> FEATURE:
 <223> OTHER INFORMATION: Synthetic oligonucleotide primer
 <220> FEATURE:
 <221> NAME/KEY: misc_feature
 <222> LOCATION: (1)..(2)
 <223> OTHER INFORMATION: n is a, c, g, or t

<400> SEQUENCE: 74

nnggcctcga tggccattta ggtgacacta tagatgtctg ataatggacc ccaatc 56

<210> SEQ ID NO 75
 <211> LENGTH: 50
 <212> TYPE: DNA
 <213> ORGANISM: Artificial
 <220> FEATURE:
 <223> OTHER INFORMATION: Synthetic oligonucleotide primer
 <220> FEATURE:
 <221> NAME/KEY: misc_feature
 <222> LOCATION: (1)..(3)
 <223> OTHER INFORMATION: n is a, c, g, or t

<400> SEQUENCE: 75

nnntttttt ttttttttt tttttttta tgcctgagtt gaatcagcag 50

<210> SEQ ID NO 76
 <211> LENGTH: 28
 <212> TYPE: DNA
 <213> ORGANISM: Artificial
 <220> FEATURE:
 <223> OTHER INFORMATION: Synthetic oligonucleotide probe
 <220> FEATURE:
 <221> NAME/KEY: misc_feature
 <222> LOCATION: (19)..(20)
 <223> OTHER INFORMATION: biotinylation
 <220> FEATURE:
 <221> NAME/KEY: misc_feature
 <222> LOCATION: (24)..(24)
 <223> OTHER INFORMATION: biotinylation
 <220> FEATURE:
 <221> NAME/KEY: misc_feature
 <222> LOCATION: (26)..(26)
 <223> OTHER INFORMATION: biotinylation
 <220> FEATURE:
 <221> NAME/KEY: misc_feature
 <222> LOCATION: (28)..(28)
 <223> OTHER INFORMATION: biotinylation

<400> SEQUENCE: 76

cttgactgcc gcctctgctt ccctctgc 28

55

What is claimed is:

1. An isolated nucleic acid comprising a nucleotide sequence encoding a nidovirus genome or replicon RNA, wherein the genome or replicon RNA comprises one or more of the same mutations in a consensus sequence (CS) present in a transcription regulatory sequence (TRS) of a leader sequence and in the TRS located upstream of each essential structural gene and further comprising a wild type CS in a TRS for each group specific open reading frame (ORF).

2. An isolated nucleic acid comprising a nucleotide sequence encoding a nidovirus genome or replicon RNA, wherein the genome or replicon RNA comprises one or more

of the same mutations in a consensus sequence (CS) present in a transcription regulatory sequence (TRS) of a leader sequence and in the TRS located upstream of each essential structural gene and further comprising one or more of the same mutations in the CS of the TRS located upstream of one or more group specific open reading frame (ORF).

3. The nucleic acid of claim 1, wherein the nidovirus is a severe acute respiratory syndrome (SARS) coronavirus having the wild type CS of ACGAAC, and the group specific open reading frames are ORF 3a/b, ORF6, ORF7a/b, and ORF 8a/b.

175

4. The nucleic acid of claim 2, wherein the nidovirus is a severe acute respiratory syndrome (SARS) coronavirus having the wild type CS of ACGAAC, and the group specific open reading frames are ORFs 3a/b, Orff, ORF7a/b, and ORF 8a/b.

5. The nucleic acid of claim 3, wherein the mutation is selected from the group consisting of ACGGAC, ACGGAT, ACGGAT, CCGGAC, CCGAAT, CCGGAT, CCGCGC, CGCAAC, CCCGAT, AGCGAT, CGCGAT, CCCGTT, CGCGTT and TGCGGT.

6. The nucleic acid of claim 4, wherein the mutation is selected from the group consisting of ACGGAC, ACGGAT, ACGGAT, CCGGAC, CCGAAT, CCGGAT, CCGCGC, CGCAAC, CCCGAT, AGCGAT, CGCGAT, CCCGTT, CGCGTT and TGCGGT.

7. The nucleic acid of claim 1, wherein the Nidovirus is a group I coronavirus having the CS of CUAAAC and wherein the mutation is selected from the group consisting of GUAAAC, GCAAAC, CGAAAG, GCTAAAG, GCTTAG and GCTTGG.

8. The nucleic acid of claim 1, wherein the Nidovirus is a group II coronavirus having the CS of TCTAAAC and wherein the mutation is selected from CCTAAC, CGAAAC, CGTAAAG, CCGAAGG, CGTCCGC, CGGATTG and GGCCTG.

176

9. The nucleic acid of claim 1, wherein the Nidovirus is a group III coronavirus having the CS of CUUAACAA and wherein the mutation is selected from the group consisting of CUUAAGAA, GUUAAGAA, GUUGAGAA, GUUTTCAG, CAAGGCAA, TCCAAGAT, GUUCCTTC, GCCTAGCG and GCCTGGCT.

10. The nucleic acid of claim 1, wherein the Nidovirus is a torovirus having a CS of UUUAGA and wherein the mutation is selected from the group consisting of GUUAGA, GUUUGGA, GUUGCA, GCUCCA, GCCACT and GCCTCT.

11. The nucleic acid of claim 1, wherein the Nidovirus is an arterivirus having a CS of UUAACC and wherein the mutation is selected from the group consisting of CUAACC, CCAACC, CCAAGC, CCAGGC, CCAGGT and GGTTAG.

12. A nidovirus particle comprising the nucleic acid of claim 1.

13. A nidovirus particle comprising the nucleic acid of claim 2.

14. A composition comprising a population of the nidovirus particles of claim 12 and a pharmaceutically acceptable carrier.

15. A composition comprising a population of the nidovirus particles of claim 13 and a pharmaceutically acceptable carrier.

* * * * *

UNITED STATES PATENT AND TRADEMARK OFFICE
CERTIFICATE OF CORRECTION

PATENT NO. : 7,618,802 B2
APPLICATION NO. : 11/334877
DATED : November 17, 2009
INVENTOR(S) : Baric et al.

Page 1 of 1

It is certified that error appears in the above-identified patent and that said Letters Patent is hereby corrected as shown below:


On the Title Page:

The first or sole Notice should read --

Subject to any disclaimer, the term of this patent is extended or adjusted under 35 U.S.C. 154(b)
by 638 days.

Signed and Sealed this

Twenty-sixth Day of October, 2010

A handwritten signature in black ink that reads "David J. Kappos". The signature is written in a cursive style with a large, stylized 'D' and 'K'.

David J. Kappos
Director of the United States Patent and Trademark Office